

## FEATURES & SPECIFICATIONS

### INTENDED USE

For applications that require the clean appearance of a low profile, brightness controlled wraparound. Provides broad distribution of light for offices, schools and corridors. **Certain airborne contaminants can diminish integrity of acrylic.**

[Click here for Acrylic Environmental Compatibility table for suitable uses.](#)

### CONSTRUCTION

Metal parts are die formed from code-gauge steel. Prismatic diffuser is 100% acrylic with sonically welded luminous ends. Continuous side flanges on fixture body provide light trap and continuous diffuser support to prevent accidental opening and simplify maintenance.

Curved prismatic diffuser with linear side prisms minimize lamp image and provides high angle brightness control. Luminous end plates soften appearance for improved aesthetics.

Five stage iron-phosphate pretreatment assures superior paint adhesion and rust resistance.

Painted parts finished with high-gloss, high-reflectivity baked white polyester enamel (low VOC).

### ELECTRICAL

Thermally-protected, resetting, Class P, HPF, non-PCB, UL Listed, CSA certified ballast is standard.

Luminaire is suitable for damp locations. AWM, TFN or THHN wire used throughout, rated for required temperatures.

UL/CSA listed ballast disconnect w/strain relief and leads provided standard.

**MVOLT ballasts are NEMA Premium®/CEE qualified ballasts. Full light output - reduced energy. Less than 10% THD. Multi-volt operation, 120-277V.**

**120V ballasts are ENERGY STAR® qualified FCC Class B for residential and commercial applications. Less than 10% THD. Quieter applications.**

### LISTING

UL and C-UL Listed.

### WARRANTY

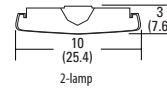
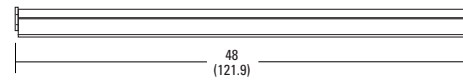
Fixtures, including ballast, are covered by Lithonia Lighting 24-month warranty against mechanical defect in manufacture.

Note: Specifications subject to change without notice.

Catalog Number
Notes
Type

Contractor Select

# Curved-Basket Wraps

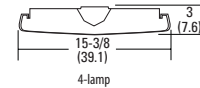


#### 2-lamp Specifications

Length: 48" (121.9)

Width: 10" (25.4)

Depth: 3" (7.6)



#### 4-lamp Specifications

Length: 48" (121.9)

Width: 15-3/8" (39.1)

Depth: 3" (7.6)

All dimensions are inches (centimeters).

## ORDERING INFORMATION

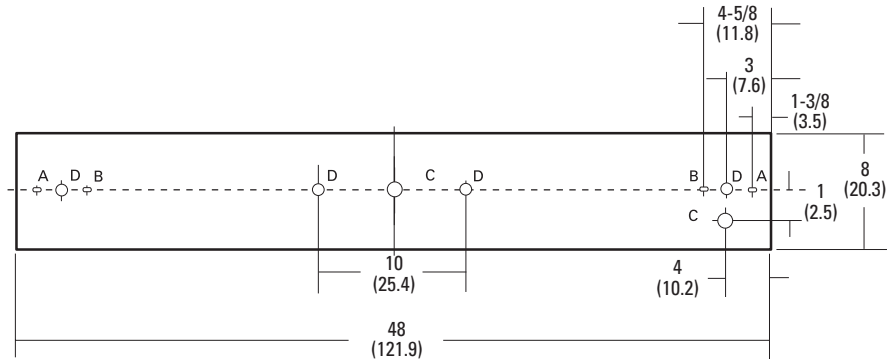
Catalog Number	UPC	Description	# of Lamps	Wattage	# of Ballasts	Voltage	Ballast Type	Lamp Included	Pallet Qty.	Standard Carton Qty.
LB232 MV	745975088508	Wraparound	2	32	1	120-277	NEMA Premium, instant start	N	56	1
LB432 MV	745975088492	Wraparound	4	32	1	120-277	NEMA Premium, instant start	N	34	1

Curved-Basket Wraps Low-Profile

DIMENSIONS

Inches (centimeters). Subject to change without notice

- A = 1/4 x 1/2 (.635 x 1.27) Oval Hole
- B = 1/4 x 1/2 (.635 x 1.27) K.O.
- C = 7/8 (2.22) Dia.K.O.
- D = 11/16 (1.74) Dia. K.O.
- E = 2 (5.08) Dia. K.O. and 7/8 (2.22) Dia. K.O.
- G = 1-1/8 (2.85) Dia. K.O.



PHOTOMETRICS

Calculated using the zonal cavity method in accordance with IESNA LM41 procedure. Floor reflectances are 20%. Lamp configurations shown are typical. Full photometric data on these and other configurations available upon request.

LB232 MV  
Test # BAL16520 Lumens per lamp = 2950  
S/MH (along) 1.24 (across) 1.34

		Coefficients of Utilization											
		20%											
ROR	pc	80%			50%			30%			10%		
	pw	50%	30%	10%	50%	30%	10%	50%	30%	10%	50%	30%	10%
0	0	103	103	103	92	92	92	86	86	86	80	80	80
1	1	89	86	82	80	77	75	75	73	70	70	68	66
2	2	79	73	68	71	66	63	66	63	59	62	59	56
3	3	70	63	57	63	58	53	59	54	51	55	52	48
4	4	62	55	49	56	51	46	53	48	44	50	46	42
5	5	56	48	42	51	45	40	48	43	39	45	41	37
6	6	50	43	37	46	40	35	43	38	34	41	36	33
7	7	46	38	33	42	36	31	40	34	30	38	33	29
8	8	42	35	30	39	32	28	36	31	27	35	30	26
9	9	38	31	27	35	30	25	34	28	25	32	27	24
10	10	35	29	24	33	27	23	31	26	23	30	25	22

Zonal Lumen Summary			
Zone	Lumens	% Lamp	% Fixture
0° - 30°	1383.1	23.4	26.3
0° - 40°	2263.3	38.4	43.1
0° - 60°	3676.3	62.3	69.9
0° - 90°	4533.6	76.8	86.3
90° - 180°	722.4	12.2	13.7
0° - 180°	5256.0	89.1	100.0

LB432 MV  
Report LTL 5614 - Lumens per lamp = 2900  
S/MH (along) 1.2 (across) 1.3

Coefficient of Utilization											
Ceiling		80%			70%			50%			0%
Wall	70%	50%	30%	70%	50%	30%	50%	30%	10%	0%	
0	89	89	89	86	86	86	80	80	80	68	
1	81	78	75	78	75	73	71	69	67	58	
2	75	69	64	72	67	63	63	59	56	50	
3	69	62	56	66	60	55	57	52	49	43	
4	63	55	49	61	54	48	51	46	42	38	
5	58	49	43	56	48	42	45	40	36	33	
6	54	44	38	52	43	37	41	36	32	29	
7	50	40	34	48	39	33	37	32	28	25	
8	46	36	30	44	35	29	33	28	24	22	
9	42	32	26	41	31	26	30	25	21	19	
10	39	29	23	38	29	23	27	22	19	16	

Zonal Lumens Summary			
Zone	Lumens	%Lamp	%Fixture
0-30	2376	20.5	27.0
0-40	3914	33.7	44.1
0-60	6499	56.0	73.7
0-90	7883	68.0	89.4
90-180	932	8.0	10.6
0-180	8815	76.0	100.0