

SPECIFICATIONS

Voltage	12 Volt
Bulb Specifications	18 Watt, Wedge-based, Xenon
Average Bulb Life	10,000 Hours
Finish Options	White, Black, Bronze, Aluminum
Agency Approval	ETL Listed
Lens	Frosted
Leads	36" provided
Mounting	Recessed or Surface Mount (Surface mount ring and mounting screws provided).

XENON ADVANTAGES OVER HALOGEN

- Less relamping. 10,000-hour average bulb life of Xenon vs. 2,500-hour average bulb life for Halogen
- Does not emit harmful UV rays
- Produces significantly less heat
- Considerably safer due to less pressure in bulb vessel
- Does not require tempered glass cover
- Fully dimmable
- Handling or dimming bulb does not affect bulb life


NATIONAL SPECIALTY LIGHTING
ARCHITECTURAL AND DECORATIVE LIGHTING
LOUISVILLE, CO 80027

www.nslusa.com
©2011 National Specialty Lighting

3/11

INSTALLATION INSTRUCTIONS

XENON MINI LIGHT



APPLICATIONS

Under Cabinets
Display Cases
Furniture
China Cases
Kitchen Task Lighting
Office Task Lighting

NSL
NATIONAL SPECIALTY LIGHTING

CONFORMS TO
UL STD 2108

ETL US
LISTED
Intertek
2002332

WARNING:

INSTRUCTIONS PERTAINING TO A RISK OF FIRE, ELECTRIC SHOCK OR INJURY TO PERSONS AND IMPORTANT SAFETY INSTRUCTIONS.

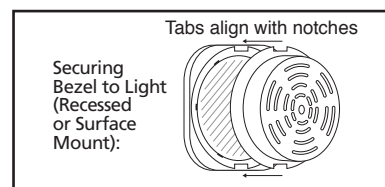
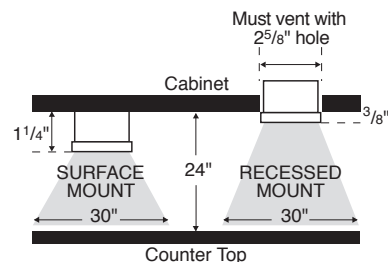
LIGHTED LAMP IS HOT!

TO REDUCE THE RISK OF FIRE, ELECTRIC SHOCK OR INJURY TO PERSONS:

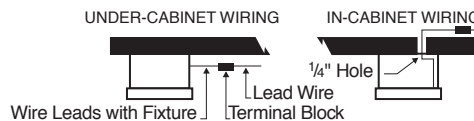
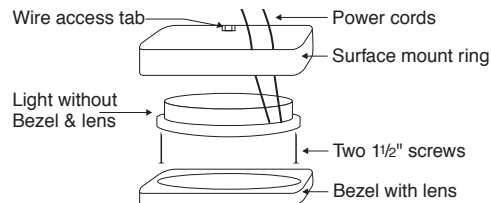
1. Turn off/unplug. Allow to cool before replacing bulb.
2. Bulb gets hot quickly! Only contact switch/plug when turning on.
3. Do not touch lens, bulb or enclosure when fixture is lit. Above parts remain hot when fixture is lit.
4. Do not remain in light if skin feels warm.
5. Do not look directly at lighted bulb.
6. Keep lamp away from materials that may burn.
7. Do not operate the lamp with a missing or damaged guard, enclosure or lens.
8. Do not install closer than $3\frac{1}{2}$ " to cabinet wall or in a compartment smaller than $10" \times 10" \times 4"$.
9. Lights must be mounted as to vent completely. Back of recessed applications must not be covered in any way, and vent into a minimum of $7" \times 7" \times 4"$ area.
10. Parallel wire to transformer only.
11. Assure lights receive no more than 12 volts.
12. Use only wedge base lamps at 18 watts maximum.
13. Do not install on ceilings. Cabinet mount only.
14. Install in accordance to manufacturer's instructions, current local codes, and/or the current National Electric Code (NEC).

SAVE THESE INSTRUCTIONS

MOUNTING OPTIONS



SURFACE MOUNT SCHEMATIC



RECESSED MOUNT SCHEMATIC

