

FastCAM® Pre-Polished Connectors

APPLICATION

FastCAM connectors are pre-polished, field-installable connectors that eliminate the need for hand polishing, bonding, or epoxy in the field. They are available in SC/APC, LC, SC, or ST, single-mode or multimode (standard 50/125 μm , 62.5/125 μm , and SC or LC laser-optimized 50/125 μm) configurations. Connectors can be terminated on 250 or 900 m buffered fiber and/or 2 or 3 mm jacketed fiber. All connectors allow verification of optical continuity, by use of the visual fault locator (VFL). FastCAM connectors are designed for premise environments, patch panels, and rapid repair/replacement requirements, as well as data centers and applications requiring fast network deployment.

SPECIFICATION

The FastCAM mechanical fiber optic connector shall meet or exceed the requirements described in ANSI/TIA-568-C and 604 standards. Connector shall be pre-polished and field-installable to eliminate the need for hand polishing, bonding, or epoxy in the field. Connector shall be available in SC/APC, LC, SC, or ST, single-mode or multimode (standard 50/125 μm and 62.5/125 μm , and SC or LC laser-optimized 50/125 μm) configurations terminated on 250 or 900 μm buffered fiber and 2 or 3 mm jacketed fiber. Maximum connector insertion loss shall be no greater than 0.5 dB (0.6 dB for SC/APC), with an average of 0.1 dB (multimode) and 0.2 dB (single-mode or 0.3 dB for SC/APC). Typical connector return loss shall be -25 dB (multimode) and -55 dB (single-mode or -65 dB for SC/APC). All versions shall allow continuity to be verified by use of a visual fault locator (VFL).


FEATURES

- Precision mechanical splice termination
- Fast and easy to install (less than one minute)
- No polishing, epoxy curing, consumables
- No proprietary tools
- Low insertion loss connection
- Uses proven, molded v-groove technologies
- Allow optical continuity to be verified by use of visual fault locator (VFL)
- Includes 900 μm , 2 mm, and 3 mm boots

COUNTRY OF ORIGIN

Japan

Page 1 of 2



49991-XXX

DESIGN CONSIDERATIONS

- Multimode and single-mode versions
- Precision, pre-radiused zirconia ferrules
- 900 μm or 250 μm buffered cable termination for SC, LC, and ST
- 2 or 3 mm jacketed cable
- Physical contact (PC) polish for multimode
- Ultra physical contact (UPC) polish for single mode
- Angled physical contact (APC) polish for single mode
- Not recommended for termination in outside plant applications/installations
- Leviton Opt-X* Cleaver and Fujikura CT-30A* recommended for multimode and single-mode FastCAM connectors
- Leviton APC* Cleaver recommended for APC single-mode FastCAM connectors
- Visual fault locator is recommended for use to verify the optical continuity of the FastCAM connector

*Alternative high-precision cleavers may be substituted if they achieve a guaranteed maximum cleaving angle of 2 degrees for multimode fibers and 1 degree for single-mode fibers.

STANDARDS COMPLIANCE

Meets ANSI/TIA-568-C.3 performance requirements
Meets ANSI/TIA-604-2 (ST), -3 (SC), -10A (LC) Connector Intermateability Standards

WARRANTY INFORMATION

For a copy of Leviton product warranties, visit www.leviton.com/warranty.

Leviton Network Solutions

2222 - 222nd St. SE
Bothell, WA 98021-4416

tel 1-800-824-3005
tel +1-425-486-2222
appeng@leviton.com
www.leviton.com

Asia / Pacific
T +1.631.812.6228
E infoasean@leviton.com

Europe
T +33.6.8869.1380
E infoeurope@leviton.com

Canada
T +1.514.954.1840
E pcservice@leviton.com

India / SAARC
T +971.4.886.4722
E infoindia@leviton.com

Caribbean
T +1.954.593.1896
E infocaribbean@leviton.com

Mexico
T +52.55.5082.1040
E lsamarketing@leviton.com

China
T +852.2774.9876
E infochina@leviton.com

Middle East & Africa
T +971.4.886.4722
E lmeinfo@leviton.com

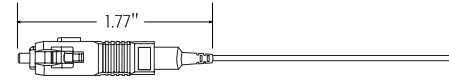
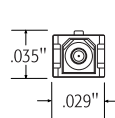
Colombia
T +57.1.743.6045
E infocolombia@leviton.com

South Korea
T +82.2.3273.9963
E infokorea@leviton.com

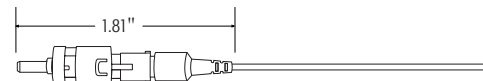
ELECTRONIC FILES

For CAD files, typical specs, or technical drawings (.DXF, .DWG), visit www.leviton.com.

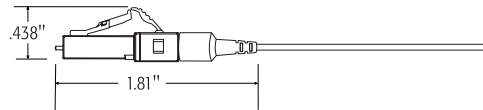
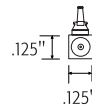
Performance Specifications	
Parameter	Value
Insertion Loss (Multimode)	Typical: 0.1 dB; Max: 0.5 dB
Insertion Loss (Single-Mode)	Typical: 0.2 dB; Max: 0.5 dB
Insertion Loss (Single-Mode APC)	Typical: 0.3 dB; Max: 0.6 dB
Return Loss (Multimode)	Typical: -25 dB
Return Loss (Single-Mode)	Typical: -55 dB
Return Loss (Single-Mode APC)	Typical: -65 dB
Operating Temperature:	-40° C to +75° C



SC Connector



ST Connector



LC Connector

49991-XXX

Leviton FastCAM® Connectors	
Description	Part No.
FastCAM ST Multimode 62.5 μm, beige	49991-MST
FastCAM ST Multimode 50 μm, black	49991-5ST
FastCAM ST Single-mode, blue	49991-SST
FastCAM SC Multimode 62.5 μm, beige	49991-MSC
FastCAM SC Multimode 50 μm, black	49991-5SC
FastCAM SC Multimode 50 μm LO, aqua	49991-LSC
FastCAM SC Single-mode, blue	49991-SSC
FastCAM SC Single-mode SC/APC, green	49991-ASC
FastCAM LC Multimode 62.5 μm, beige	49991-MLC
FastCAM LC Multimode 50 μm, black	49991-5LC
FastCAM LC Multimode 50 μm LO, aqua	49991-LLC
FastCAM LC Single-mode, blue	49991-SLC

Leviton FastCAM Installation Kits and Tools	
Description	Part No.
FastCAM Tool Kit w/ Opt-X Fiber cleaver, work tray and gooseneck LED	49800-LAK
FastCAM Tool Kit w/ Opt-X Fiber Cleaver	49800-MSK
FastCAM Tool Kit w/ CT-30A Cleaver	49800-SMK
Visual Fault Locator (VFL)	49886-VFL
Opt-X Fiber Cleaver	49886-LNX
Gooseneck LED (use with Opt-X Fiber Cleaver)	49886-LGN
Work Tray (use with Cleaver)	49886-LNT
CT-30A Cleaver	49886-CTA
APC Cleaver Tool	49886-APC



Leviton Network Solutions
2222 - 222nd St. SE
Bothell, WA 98021-4416

Asia / Pacific
T +1.631.812.6228
E infoasean@leviton.com

Canada
T +1.514.954.1840
E pcservice@leviton.com

Caribbean
T +1.954.593.1896
E infocaribbean@leviton.com

China
T +852.2774.9876
E infochina@leviton.com

Colombia
T +57.1.743.6045
E infocolombia@leviton.com

tel 1-800-824-3005
tel +1-425-486-2222
appeng@leviton.com
www.leviton.com

Europe
T +33.6.8869.1380
E infoeurope@leviton.com

India / SAARC
T +971.4.886.4722
E infoindia@leviton.com

Mexico
T +52.55.5082.1040
E Isamarketing@leviton.com

Middle East & Africa
T +971.4.886.4722
E lmeinfo@leviton.com

South Korea
T +82.2.3273.9963
E infokorea@leviton.com