

BURNDY CATALOG NO.	FLAME RETARDANT CLEAR COVER CATALOG NO.	FLAME RETARDANT BLACK COVER CATALOG NO.	FIG NO	CONDUCTOR SIZE CODE (FLEX CABLE)				TOOLING (* NUMBER OF CRIMPS)								INDEX EMBOSSMENT	W ±.06	T ±.04	L ±.06	
				MAIN	TAP 1	TAP 2	TAP 3	MD734R	*	Y35, Y39	*	Y750	*	Y46	*					COLOR CODE
YH4444	CCFR-FR	CFR-FR	1	1000-750 (777-500) (777-750)	1000-750 (777-500) (350)	--	--	--	--	--	--	--	--	P1102	1	WHITE	1102	3.38 [86]	1.70 [43]	1.00 [25]
YH4434	CCFR-FR	CFR-FR	6	1000-750 (777-500) (777-750)	500-350 (350 FX)	--	--	--	--	--	--	--	--	PYFR	1	YELLOW	K-R	3.50 [89]	1.70 [43]	1.00 [25]
YH4429	CCFR-FR	CFR-FR	5	1000-750 (777-500)	250-2 (4/0-2)	--	--	--	--	--	--	--	--	PYFR	1	YELLOW	K-R	3.32 [82]	1.70 [43]	1.00 [25]
YH3939	CCFR-FR	CFR-FR	1	750-500 (550-444)	750-350 (550-313)	--	--	--	--	--	--	--	--	PYFR	1	YELLOW	K-R	2.97 [75]	1.50 [38]	1.25 [32]
YH3931	CCFR-FR	CFR-FR	2	750-350 (550-500)	4/0-1/0 (250-1/0)	1-6 SOL (1-8)	2-14 (2-14)	--	--	--	--	--	--	PYFR	1	YELLOW	K-R	2.97 [75]	1.50 [38]	.95 [24]
YH3434	CCFN-FR	CFN-FR	1	500-250 (373-4/0)	500-4/0 (373-4/0)	--	--	--	--	--	--	U1104	2	P1104 U1104	1 2	BROWN	1104	2.43 [62]	1.15 [29]	1.00 [25]
YH3429	CCFN-FR	CFN-FR	2	500-4/0 (373-4/0)	250-1/0 (4/0-1/0)	1-6 SOL (1-8)	8-14 (8-14)	--	--	--	--	U1104	2	P1104 U1104	1 2	BROWN	1104	2.23 [57]	1.31 [33]	1.00 [25]
YH2929	CCFD-FR	CFD-FR	1	250-2 (4/0-2)	250-2 (4/0-2)	--	--	--	--	--	--	U654	1	P654 U654	1	PURPLE	654	1.85 [47]	.90 [23]	.90 [23]
YH292C	CCFD-FR	CFD-FR	3	250-2 (4/0-2)	2-6 SOL (2-8)	8-14 (8-14)	--	--	--	--	--	U654	1	P654 U654	1	PURPLE	654	1.52 [39]	.90 [23]	.90 [23]
YH298C	CCFD-FR	CFD-FR	3	250-2 (4/0-2)	8-14 (8-14)	8-14 (8-14)	--	--	--	--	--	U654	1	P654 U654	1	PURPLE	654	1.52 [39]	.90 [23]	.90 [23]
YH2C2C	CCFO-FR	CFO-FR	4	2-6 SOL (2-8)	2-6 SOL (2-8)	8-14 (8-14)	8-14 (8-14)	--	--	U-C	1	U-C	1	U-C	1	BROWN	C	1.25 [32]	.60 [15]	.75 [19]
YH6C6C	CCFBG-FR	CFBG-FR	1	6-10 (6-10)	6-14 (6-14)	--	--	WBGRT	1	UBGRT	1	UBGRT	1	UBGRT	1	ORANGE	BG	.81 [21]	.39 [10]	.60 [15]
YH8C8C	CCBG-FR CCF11-FR	CFBG-FR CF11-FR	4	8-14 (8-14)	8-14 (8-14)	--	--	WICVT	1	UIIT-1	1	UIIT-1	1	UIIT-1	1	GREEN	11	.63 [16]	.40 [10]	.60 [15]

REV	DATE	DESCRIPTION	ECO	BY	C'H'K.
G	12/23/2013 00:00:00 AM	DRAWING RELEASED	34443	AT	DD

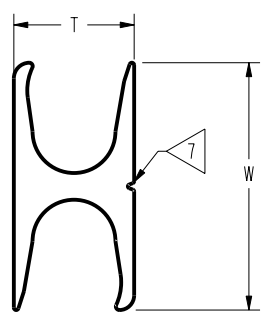
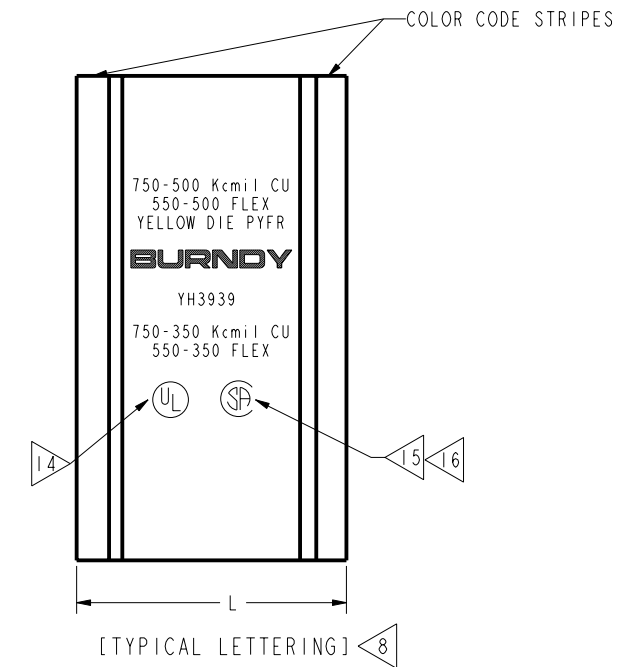


FIGURE 1

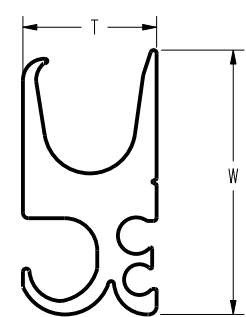


FIGURE 2

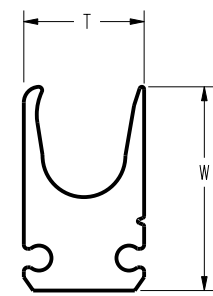


FIGURE 3

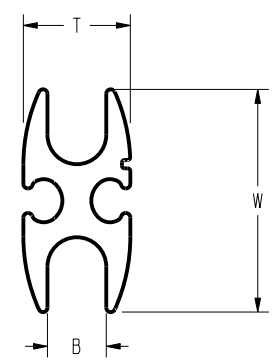


FIGURE 4

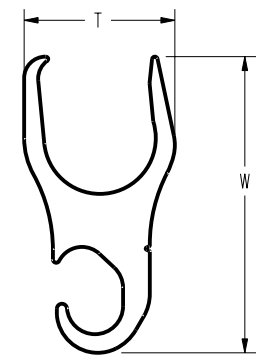


FIGURE 5

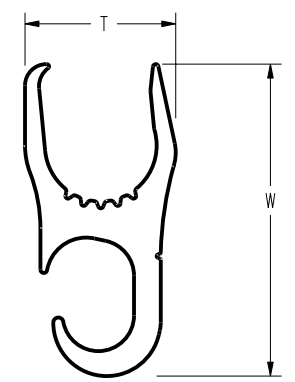


FIGURE 6

NOTES:

- MATERIAL: COPPER.
- FINISH: TIN PLATE.
- FOR USE WITH COPPER OR TIN PLATED COPPER CONDUCTORS ONLY.
- ACCOMMODATES CODE CABLE, FLEX LOCOMOTIVE, AND FLEX CLASS I WITH SPECIFIED RANGES.
- RECOMMENDED CONDUCTOR STRIP LENGTH (CONNECTOR LENGTH +1/8" MAX), CONNECTOR LENGTH SHOWN BY DIMENSION "L".
- ANY SINGLE TAP OR COMBINATION OF TAPS MAY BE USED.
- WAX CORD IS ATTACHED TO EACH CONNECTOR TO ASSIST IN SECURING CONDUCTORS PRIOR TO COMPRESSION.
- PART MARKING TO BE ON CONNECTOR SIDES.
- USE CFN-FR OR CCFN-FR FOR SINGLE TAP INSTALLATION, USE CFR-FR OR CCFR-FR WHEN 2 OR MORE TAP CONDUCTORS ARE INSTALLED.
- USE PUADP-1 ADAPTOR WITH U-DIES IN THE Y46. THE PUADP IS SUPERSEDED AND WORKS WITH U-C, UIIT-1, U-BG DIES ONLY.

- TO ORDER CONNECTOR AND COVER SET, ADD SUFFIX "-WC" TO CONNECTOR CAT NUMBER.
- IF HIGHEST REVISION OF THIS SALES PRINT IS AFFECTED, UPDATE PRINT WSA208758 TO INCLUDE THE NEW REVISION.
- DIMENSIONS IN BRACKETS [] ARE IN MILLIMETERS ROUNDED OFF TO THE NEAREST MILLIMETER, UNLESS OTHERWISE NOTED, AND ARE FOR REFERENCE ONLY.

- CONNECTORS ARE "UL" LISTED.
- CONNECTORS ARE "CSA" CERTIFIED.
- NO "CSA" CERTIFICATION.

TO ORDER BURNDY® PRODUCTS CALL
 UNITED STATES
 1-800-346-4175 (LONDONDERRY, NH)
 CANADA:
 1-800-361-6975 (QUEBEC)
 1-800-387-6487 (ALL OTHER PROVINCES)
 FOR PRODUCT INFO: <http://www.burndy.com>

ITEM NO.		SCALE: 1:1	
CAT. NO: [SEE TABLE]		DRAWING NO	
DRAWN BY: R. ANNAN	12/19/90	SD206566-01	
CHECKER: T. NELSON	2/21/91	SHEET 1 OF 1	
DSN APPVL: G. SCHRADER	12/28/90	REV	
MFG APPVL: J. RUDD	2/21/91	G	
QA APPVL: F. RUMFELT	12/30/90		
MKT APPVL: --	--		
PROJ #:	SIZE		
DOCUMENT TYPE: Sales	D		
REL LEVEL: Released			



REV: PE0200