



AUXILIARY SWITCH BLOCK, 2 NC, DIN EN50005, LATERALLY, 10 MM SCREW CONNECTION, SIZE S0...S12 FOR CONTACTORS FOR SWITCHING MOTORS, 2-POLE

Figure similar

General technical data:		
product brand name		SIRIUS
Suitability for use		Contactor relay and power contactor
Protection class IP on the front		IP20
Ambient temperature		
• during storage	°C	-55 ... +80
• during operation	°C	-25 ... +60
Mechanical service life (switching cycles) typical		10 000 000
Electrical endurance (switching cycles) at AC-15 at 230 V typical		200 000
Contact reliability		one incorrect switching operation of 100 million switching operations (17 V, 5 mA)
Contact reliability of the auxiliary contacts		1 faulty switching per 100 million (17 V, 1 mA)
Insulation voltage with degree of pollution 3 Rated value	V	500
Surge voltage resistance Rated value	kV	6
Auxiliary circuit:		
Number of NC contacts for auxiliary contacts		
• instantaneous contact		2
Number of NO contacts for auxiliary contacts		
• instantaneous contact		0
Operating current of the auxiliary contacts at AC-12		
• at 24 V	A	10
• at 230 V	A	10
• maximum	A	10

<b>Operating current</b>		
<ul style="list-style-type: none"> <li>• of the auxiliary contacts <ul style="list-style-type: none"> <li>— at AC-14 <ul style="list-style-type: none"> <li>— at 125 V</li> <li>— at 250 V</li> </ul> </li> <li>— at AC-15 <ul style="list-style-type: none"> <li>— at 24 V</li> <li>— at 230 V</li> <li>— at 400 V</li> </ul> </li> </ul> </li> <li>• at AC-15 at 690 V Rated value</li> </ul>	<ul style="list-style-type: none"> <li>A</li> <li>A</li> <li>A</li> <li>A</li> <li>A</li> <li>A</li> </ul>	<ul style="list-style-type: none"> <li>6</li> <li>6</li> <li>6</li> <li>6</li> <li>3</li> <li>1</li> </ul>
<b>Operating current</b>		
<ul style="list-style-type: none"> <li>• with 2 current paths in series at DC-12 <ul style="list-style-type: none"> <li>— at 24 V Rated value</li> <li>— at 60 V Rated value</li> <li>— at 110 V Rated value</li> <li>— at 220 V Rated value</li> <li>— at 440 V Rated value</li> <li>— at 600 V Rated value</li> </ul> </li> <li>• with 3 current paths in series at DC-12 <ul style="list-style-type: none"> <li>— at 24 V Rated value</li> <li>— at 60 V Rated value</li> <li>— at 110 V Rated value</li> <li>— at 220 V Rated value</li> <li>— at 440 V Rated value</li> <li>— at 600 V Rated value</li> </ul> </li> </ul>	<ul style="list-style-type: none"> <li>A</li> <li>A</li> <li>A</li> <li>A</li> <li>A</li> <li>A</li> <li>A</li> <li>A</li> <li>A</li> <li>A</li> <li>A</li> <li>A</li> <li>A</li> <li>A</li> </ul>	<ul style="list-style-type: none"> <li>10</li> <li>10</li> <li>4</li> <li>2</li> <li>1.3</li> <li>0.65</li> <li>10</li> <li>10</li> <li>10</li> <li>3.6</li> <li>2.5</li> <li>1.8</li> </ul>
<b>Operating current</b>		
<ul style="list-style-type: none"> <li>• of the auxiliary contacts at DC-13 <ul style="list-style-type: none"> <li>— at 24 V</li> <li>— at 60 V</li> <li>— at 110 V</li> <li>— at 220 V</li> </ul> </li> <li>• with 2 current paths in series at DC-13 <ul style="list-style-type: none"> <li>— at 24 V Rated value</li> <li>— at 60 V Rated value</li> <li>— at 110 V Rated value</li> <li>— at 220 V Rated value</li> <li>— at 440 V Rated value</li> <li>— at 600 V Rated value</li> </ul> </li> <li>• with 3 current paths in series at DC-13 <ul style="list-style-type: none"> <li>— at 24 V Rated value</li> <li>— at 60 V Rated value</li> </ul> </li> </ul>	<ul style="list-style-type: none"> <li>A</li> <li>A</li> <li>A</li> <li>A</li> <li>A</li> <li>A</li> <li>A</li> <li>A</li> <li>A</li> <li>A</li> <li>A</li> <li>A</li> <li>A</li> </ul>	<ul style="list-style-type: none"> <li>6</li> <li>2</li> <li>1</li> <li>0.3</li> <li>10</li> <li>3.5</li> <li>1.3</li> <li>0.9</li> <li>0.2</li> <li>0.1</li> <li>10</li> <li>4.7</li> </ul>

— at 110 V Rated value	A	3
— at 220 V Rated value	A	1.2
— at 440 V Rated value	A	0.5
— at 600 V Rated value	A	0.26

#### Installation/ mounting/ dimensions:

<b>Mounting type</b>		snap-on mounting
<b>Width</b>	mm	10
<b>Height</b>	mm	80
<b>Depth</b>	mm	71

#### Connections/ Terminals:

Type of electrical connection for auxiliary and control current circuit		screw-type terminals
<b>Type of connectable conductor cross-section</b>		
<ul style="list-style-type: none"> <li>• for auxiliary contacts <ul style="list-style-type: none"> <li>— finely stranded</li> <li>— with core end processing</li> </ul> </li> <li>• for AWG conductors for auxiliary contacts</li> </ul>		2x (0.5 ... 1.5 mm <sup>2</sup> ), 2x (0.75 ... 2.5 mm <sup>2</sup> ) 2x (20 ... 16), 2x (18 ... 14)

#### Safety related data:

<b>Product function Mirror contact acc. to IEC 60947-4-1</b>		Yes
<ul style="list-style-type: none"> <li>• Note</li> </ul>		with 3RT1
<b>Product function positively driven operation acc. to IEC 60947-5-1</b>		No

#### Certificates/ approvals:

General Product Approval	Functional Safety/Safety of Machinery	Declaration of Conformity
--------------------------	---------------------------------------	---------------------------



CCC



CSA



UL



[Type Examination](#)



EG-Konf.

Test Certificates	Shipping Approval
-------------------	-------------------

[Special Test Certificate](#)



ABS



BUREAU VERITAS



GL



LRS



RINA

Shipping Approval	other
-------------------	-------



RMRS

[Environmental Confirmations](#)

#### Further information

**Information- and Downloadcenter (Catalogs, Brochures,...)**

<http://www.siemens.com/industrial-controls/catalogs>

**Industry Mall (Online ordering system)**

<http://www.siemens.com/industrymall>

**Cax online generator**

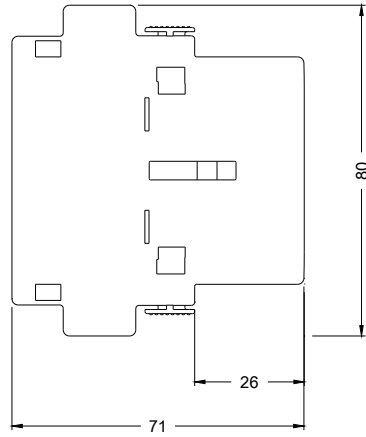
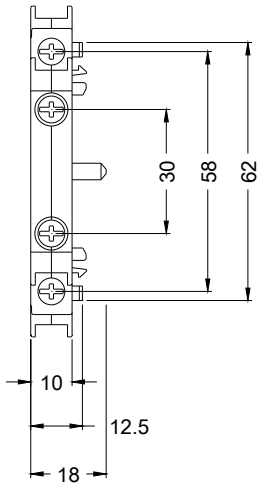
<http://support.automation.siemens.com/WW/CAXorder/default.aspx?lang=en&mfb=3RH19211EA02>

**Service&Support (Manuals, Certificates, Characteristics, FAQs,...)**

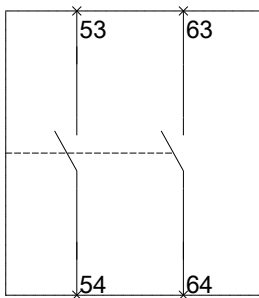
<https://support.industry.siemens.com/cs/ww/en/ps/3RH19211EA02>

**Image database (product images, 2D dimension drawings, 3D models, device circuit diagrams, EPLAN macros, ...)**

[http://www.automation.siemens.com/bilddb/cax\\_de.aspx?mfb=3RH19211EA02&lang=en](http://www.automation.siemens.com/bilddb/cax_de.aspx?mfb=3RH19211EA02&lang=en)



Links



Rechts

