



CONTACTOR RELAY, 6NO+2NC, DC 24V, SIZE S00, SCREW TERMINAL, PERMANENT AUX. SWITCH, FOR SUVA APPLICATIONS

product brand name	SIRIUS
Product designation	contactor relay

General technical data:

Size of contactor	S00
Product expansion	No
<ul style="list-style-type: none"> Auxiliary switch 	No
Insulation voltage	690 V
<ul style="list-style-type: none"> with degree of pollution 3 Rated value 	690 V
Surge voltage resistance Rated value	6 kV
Protection class IP	IP20
<ul style="list-style-type: none"> on the front 	IP20
Degree of pollution	3
Mechanical service life (switching cycles)	10 000 000
<ul style="list-style-type: none"> of the contactor typical 	10 000 000
Equipment marking	K
<ul style="list-style-type: none"> acc. to DIN EN 61346-2 acc. to DIN EN 81346-2 	K

Ambient conditions:

Installation altitude at height above sea level maximum	2 000 m
Ambient temperature	-25 ... +60 °C
<ul style="list-style-type: none"> during operation during storage 	-25 ... +60 °C -55 ... +80 °C

Main circuit:

No-load switching frequency	
• at AC	10 000 1/h
• at DC	10 000 1/h

Control circuit/ Control:

Type of voltage of the control supply voltage	DC
Control supply voltage at DC	
• Rated value	24 V
Operating range factor control supply voltage rated value of the magnet coil at DC	0.8 ... 1.1
Closing power of the magnet coil at DC	4 W
Holding power of the magnet coil for DC	4 W
Closing delay	
• at DC	30 ... 100 ms
Arcing time	10 ... 15 s

Auxiliary circuit:

Number of NC contacts	
• for auxiliary contacts	2
— instantaneous contact	2
Number of NO contacts	
• for auxiliary contacts	6
— instantaneous contact	6
Identification number and letter for switching elements	62 E
Operating current at AC-12 maximum	10 A
Operating current at AC-15	
• at 230 V Rated value	6 A
• at 400 V Rated value	3 A
• at 500 V Rated value	2 A
• at 690 V Rated value	1 A
Operating current with 1 current path at DC-12	
• at 24 V Rated value	10 A
• at 110 V Rated value	3 A
• at 220 V Rated value	1 A
• at 440 V Rated value	0.3 A
• at 600 V Rated value	0.15 A
Operating current with 2 current paths in series at DC-12	
• at 24 V Rated value	10 A
• at 60 V Rated value	10 A
• at 110 V Rated value	4 A
• at 220 V Rated value	2 A
• at 440 V Rated value	1.3 A

<ul style="list-style-type: none"> • at 600 V Rated value 	0.65 A
Operating current with 3 current paths in series at DC-12	
<ul style="list-style-type: none"> • at 24 V Rated value • at 60 V Rated value • at 110 V Rated value • at 220 V Rated value • at 440 V Rated value • at 600 V Rated value 	10 A 10 A 10 A 3.6 A 2.5 A 1.8 A
Operating frequency at DC-12 maximum	1 000 1/h
Operating current with 1 current path at DC-13	
<ul style="list-style-type: none"> • at 24 V Rated value • at 110 V Rated value • at 220 V Rated value • at 440 V Rated value • at 600 V Rated value 	6 A 1 A 0.3 A 0.14 A 0.1 A
Operating current with 2 current paths in series at DC-13	
<ul style="list-style-type: none"> • at 24 V Rated value • at 60 V Rated value • at 110 V Rated value • at 220 V Rated value • at 440 V Rated value • at 600 V Rated value 	10 A 3.5 A 1.3 A 0.9 A 0.2 A 0.1 A
Operating current with 3 current paths in series at DC-13	
<ul style="list-style-type: none"> • at 24 V Rated value • at 60 V Rated value • at 110 V Rated value • at 220 V Rated value • at 440 V Rated value • at 600 V Rated value 	10 A 4.7 A 3 A 1.2 A 0.5 A 0.26 A
Operating frequency at DC-13 maximum	1 000 1/h
Design of the miniature circuit breaker	
<ul style="list-style-type: none"> • for short-circuit protection of the auxiliary circuit up to 230 V 	C characteristic: 6 A; 0.4 kA
Contact reliability of the auxiliary contacts	1 faulty switching per 100 million (17 V, 1 mA)
UL/CSA ratings:	
Contact rating of the auxiliary contacts acc. to UL	A600 / Q600
Short-circuit:	
Design of the fuse link	

- for short-circuit protection of the auxiliary switch required
- fuse gL/gG: 10 A

Installation/ mounting/ dimensions:

mounting position	+/-180° rotation possible on vertical mounting surface; can be tilted forward and backward by +/- 22.5° on vertical mounting surface
Mounting type	screw and snap-on mounting onto 35 mm standard mounting rail
Height	57.5 mm
Width	45 mm
Depth	116 mm
Required spacing	
<ul style="list-style-type: none"> • for grounded parts <ul style="list-style-type: none"> — at the side 	6 mm
<ul style="list-style-type: none"> • for live parts <ul style="list-style-type: none"> — at the side 	6 mm

Connections/ Terminals:

Type of electrical connection	
<ul style="list-style-type: none"> • for auxiliary and control current circuit 	screw-type terminals
Type of connectable conductor cross-section	
<ul style="list-style-type: none"> • for auxiliary contacts <ul style="list-style-type: none"> — single or multi-stranded — finely stranded with core end processing • for AWG conductors for auxiliary contacts 	2x (0,5 ... 1,5 mm ²), 2x (0,75 ... 2,5 mm ²), 2x 4 mm ² 2x (0.5 ... 1.5 mm ²), 2x (0.75 ... 2.5 mm ²) 2x (20 ... 16), 2x (18 ... 14), 2x 12

Safety related data:

B10 value with high demand rate acc. to SN 31920	1 000 000; With 0.3 x I _e
Proportion of dangerous failures	
<ul style="list-style-type: none"> • with low demand rate acc. to SN 31920 • with high demand rate acc. to SN 31920 	40 % 73 %
Product function	
<ul style="list-style-type: none"> • positively driven operation acc. to IEC 60947-5-1 	Yes
T1 value for proof test interval or service life acc. to IEC 61508	20 y

Certificates/ approvals:

General Product Approval	Functional Safety/Safety of Machinery	Declaration of Conformity	Test Certificates
--------------------------	---------------------------------------	---------------------------	-------------------



[Baumusterbescheinigung](#)



[Typprüfbescheinigung/Werkszeugnis](#)

Test Certificates	Shipping Approval
-------------------	-------------------

[spezielle Prüfbescheinigung](#)



ABS

BUREAU VERITAS

DNV

GL

LRS

Shipping Approval	other
-------------------	-------



[Umweltbestätigung](#)



PRS

RINA

RMRS

VDE

Further information

Information- and Downloadcenter (Catalogs, Brochures,...)

<http://www.siemens.com/industrial-controls/catalogs>

Industry Mall (Online ordering system)

<http://www.siemens.com/industrymall>

Cax online generator

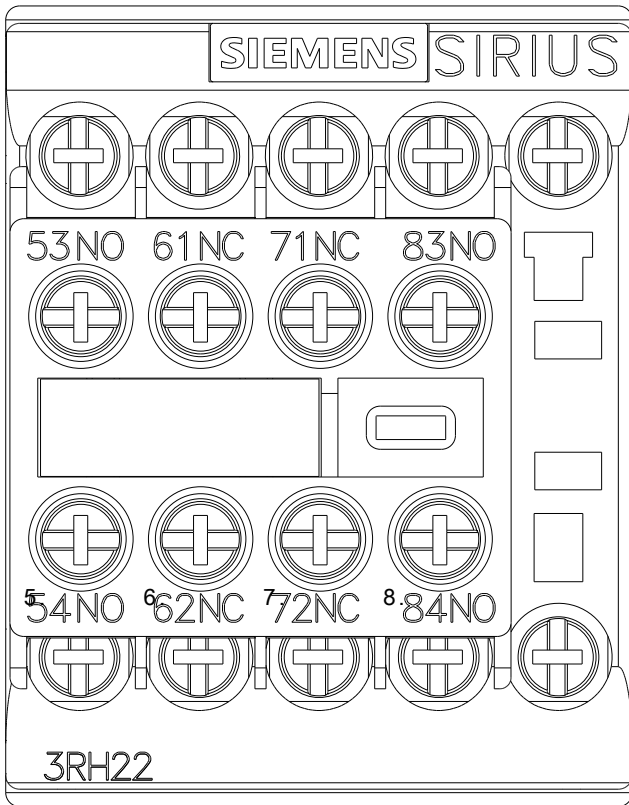
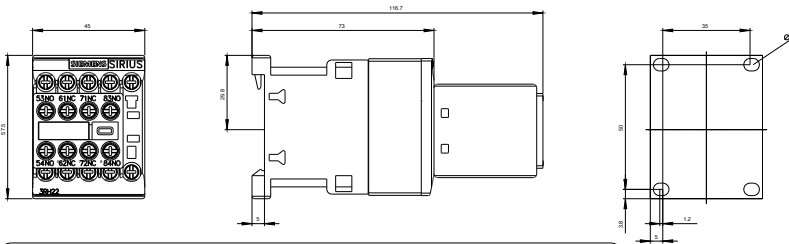
<http://support.automation.siemens.com/WW/CAXorder/default.aspx?lang=en&mlfb=3RH22621BB40>

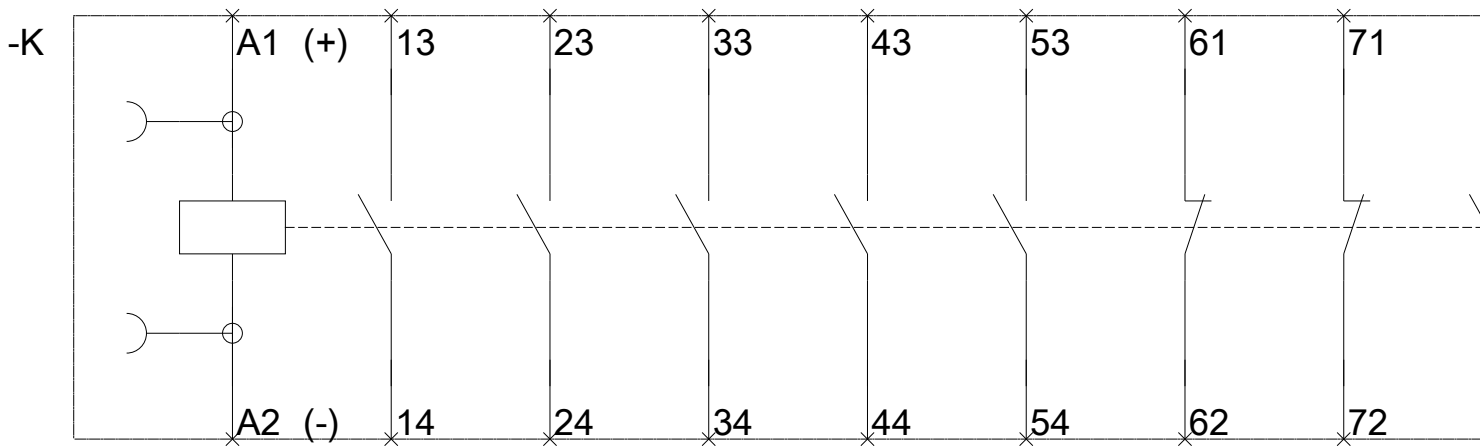
Service&Support (Manuals, Certificates, Characteristics, FAQs,...)

<https://support.industry.siemens.com/cs/ww/en/ps/3RH22621BB40>

Image database (product images, 2D dimension drawings, 3D models, device circuit diagrams, EPLAN macros, ...)

http://www.automation.siemens.com/bilddb/cax_de.aspx?mlfb=3RH22621BB40&lang=en





last modified:

29.06.2015