



**Magnetically latched lighting contactor**  
**60 Amp**  
**10NO / 0NC Poles**  
**Maximum voltage rating 600VAC**  
**Control voltage 277VAC 60Hz**  
**NEMA Type 12 enclosure**




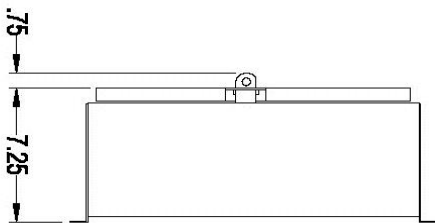
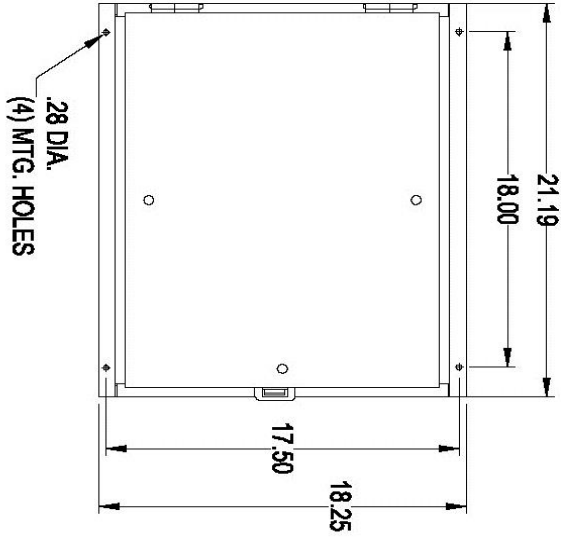
Image is representative and may not depict the actual product.

<b>General technical data:</b>	
Weight	20 lb
Height x Width x Depth	18 x 21 x 7 in.
Finger-safe (main circuit / control circuit)	NA / NA
Maximum altitude	6560 ft
Ambient storage temperature	(no data)
Ambient operating temperature	(no data)
Humidity (% non-condensing)	(no data)
Country of origin	USA
<b>Contactors:</b>	
Number of poles	10NO / 0NC
Mechanical operating cycles	10,000,000
<b>Current ratings:</b>	
Tungsten (poles per phase)	60A @277V 1p 1ph
	60A @480V 2p 1ph
	60A @480V 3p 3ph
Ballast (poles per phase)	60A @347V 1p 1ph
	60A @600V 2p 1ph
	60A @600V 3p 3ph
General & resistive (poles per phase)	60A @347V 1p 1ph
	60A @600V 2p 1ph
	60A @600V 3p 3ph
<b>Internal/standard auxiliary contact:</b>	
Number of NC / NO auxiliary contacts	0NC / 0NO
Rating	NA
<b>Optional auxiliary contact:</b>	
Max number of NC / NO auxiliary contacts	4 max NC/NO combination
Rating	10A@600VAC (A600), 1A@300VDC (R300)
<b>Coil:</b>	
Voltage	277V 60Hz Coil
Sealed watts	(no data)
Inrush / sealed power	1200 / 80 VA
Normal coil operating limits (% of rated voltage)	85% - 110%
Typical drop-out volts (% of rated voltage)	(no data)
Pick-up time / Drop-out time	(no data)
<b>Disconnect type (none):</b>	
Rating	NA
Fuse type accepted	NA

<b>Enclosure:</b>	
Type	NEMA Type 12 enclosure
Rating	Dust tight and drip proof for indoors
<b>Mounting/wiring:</b>	
Mounting orientation	Vertical
Mounting type	Surface
Line side connection type / torque	Box lug / 45 - 50 lb-in.
Line side solid & stranded conductors	14 - 4 AWG 75°C AL or CU
Load side connection type / torque	Box lug / 45 - 50 lb-in.
Load side solid & stranded conductors	14 - 4 AWG 75°C AL or CU
Coil connection type / torque	Screw / 8 - 12 lb in.
Coil solid & stranded conductors	2 x (16 - 12 AWG) CU 75°C
Main auxiliary contact connection type / torque	NA
Main auxiliary contact solid & stranded conductors	NA
<b>Short circuit current rating:</b>	
Fuses	none
Thermal magnetic circuit breaker	5kA@600V (60A max CB)
<b>Additional information:</b>	
	<a href="#">Brochure</a>

D72960002 18X21X7 (CLM enclosure)

E87010-A0407-T005-A4-CLM



DIMENSIONS ARE IN INCHES.

## Wiring Diagram Class CLM 30-60 Amp 10 Pole

