Catalog Numbers, Features and Ratings

- 3 PHASE, 3 OR 4 WIRE, 240V ~ MAX.
- 10K AIC BACK-FED MAIN BREAKER FACTORY INSTALLED (SEE WIRING DIAGRAM FOR DETAILS)
- INVERTIBLE
- TYPE N1 INDOOR ENCLOSURE
- ANSI 61 GRAY POWDER COATED

Catalog Number	ENCLOSURE DIMS L	W	D	Amps Max	Number Spaces	Number Circuits	Bus Bar Material	Bus Bar Plating	Percent Neutrals
P3042B3100CU	30.00	14.25	3.88	100	30	42	Copper	Tin Plated	150%

P3042B3100CU

Shown With Trims/Doors Removed

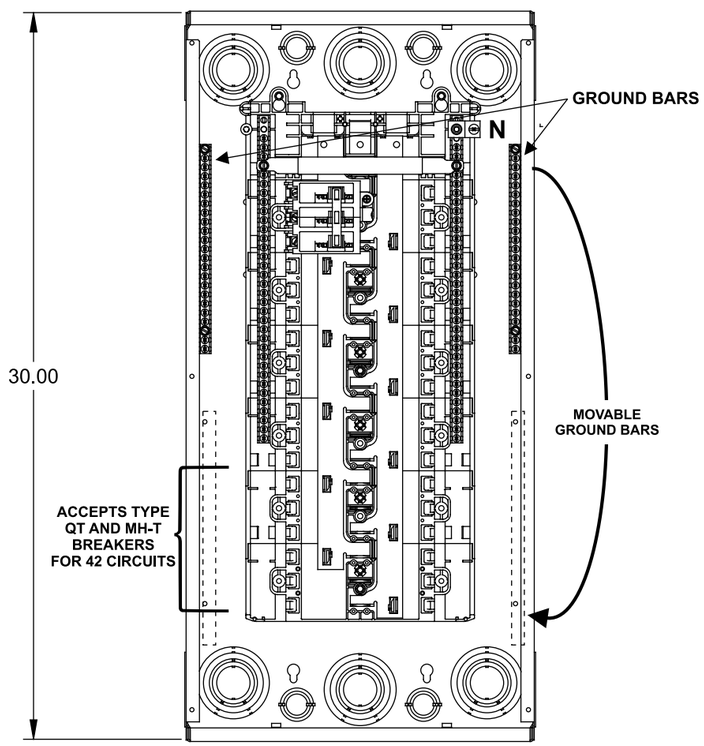

Trim/Door Detail

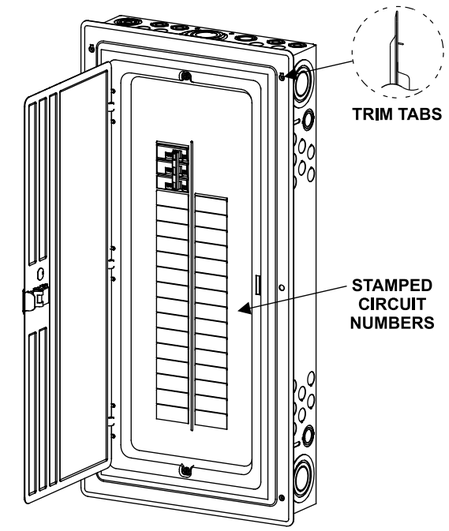

KO Diagram

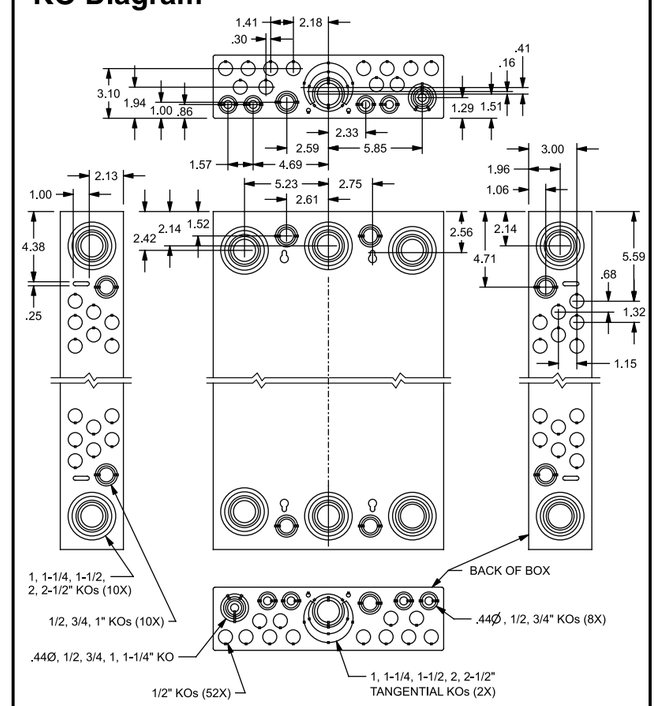

TERMINAL WIRE SIZES AND TORQUES

USE COPPER OR ALUMINUM 60°/75°C WIRE

SEE BREAKER MARKINGS FOR WIRE SIZE AND TORQUE REQUIREMENTS.

TERMINALS	WIRE	TORQUE
LINE	See Breaker Markings	
N	1-6 CU ; 2/0-6 AL	110 LB-INS
NEUTRAL/GROUND BARS (USE TYPE EC3GB GROUND BAR KIT ACCESSORY)	10-14 CU/10-12 AL 8 AWG 6-4 AWG	20 LB-INS 25 LB-INS 35 LB-INS
GROUND CONDUCTORS ONLY	(2)or(3) 14 AWG (2) 12-10 AWG	20 LB-INS 20 LB-INS
ECLK1-2 NEUTRAL LUG KIT ECLK2 NEUTRAL LUG KIT	2/0-4 AWG 2/0-4 AWG	45 LB-INS 135 LB-INS
BONDING SCREW		45 LB-INS

ACCESSORIES

REFER TO WIRING DIAGRAM FOR CORRECT ACCESSORY USAGE

ACCESSORIES DESCRIPTION	CAT. NO.
DOOR LOCK	ECQFL2
FILLER PLATE, 1"	ECQF3
BREAKER HOLD-DOWN	ECMBR2
BONDABLE GROUND LUG	ECLKB1
SUBFEED LUG KIT	ECLK2125
SURF. MOUNT SPACER KIT	ECSMK1
ARC FLASH LABEL	ECAFL
100A MAIN BREAKER KIT (BACK-FED)	MBK3100

GROUND BAR KITS DESCRIPTION	CAT. NO.
TYPE EC3GB KIT, 21 SCREWS	EC3GB21
TYPE EC3GB KIT, 21 SCREWS, 2/0 LUG	EC3GB212
TYPE EC3GB KIT, 27 SCREWS	EC3GB27
TYPE EC3GB KIT, 27 SCREWS, 2/0 LUG	EC3GB272
TYPE EC3GB KIT, 30 SCREWS	EC3GB30
TYPE EC3GB KIT, 30 SCREWS, 2/0 LUG	EC3GB302
TYPE EC3GB KIT, 35 SCREWS, 2/0 LUG	EC3GB352

© 2016 Copyright Siemens Industry, Inc.

SIEMENS
Siemens Industry, Inc.

PL Series Load Centers™

Description: **3 Phase, Indoor, 30 Position, 42 Ckt Max, 100A Back-Fed Main Breaker**

KAM 9/8/16	DO NOT SCALE DRAWING	Dwg No: P3042B3100CU