





## Combination Plates, 4- and 5-Gang

Description	Color	Nylon Standard	Nylon Mid-Size	Material	Metal Catalog Number
4-Gang, 3-Toggle, 1-Duplex 	Brown	<b>NP38</b>	-	Aluminum	①
	Ivory	<b>NP38I</b>	-	Brass	①
	Light Almond	<b>NP38LA</b>	-	Brass Plated	①
	White	<b>NP38W</b>	-	Chrome	①
				S/S 302/304	<b>SS38</b>
			S/S 430	-	
4-Gang, 3-Toggle, 1-Decorator 	Black	<b>NP326BK</b>	-	Aluminum	①
	Brown	<b>NP326</b>	-	Brass	①
	Gray	<b>NP326GY</b>	-	Brass Plated	①
	Ivory	<b>NP326I</b>	-	Chrome	①
	Light Almond	<b>NP326LA</b>	-	S/S 302/304	<b>SS326</b>
	White	<b>NP326W</b>	-	S/S 430	-
4-Gang, 2-Toggle, 2-Decorator 	Black	<b>NP2262BK</b>	-	Aluminum	①
	Brown	<b>NP2262</b>	-	Brass	①
	Gray	<b>NP2262GY</b>	-	Brass Plated	①
	Ivory	<b>NP2262I</b>	-	Chrome	①
	Light Almond	<b>NP2262LA</b>	-	S/S 302/304	①
	White	<b>NP2262W</b>	-	S/S 430	-
5-Gang, 4-Toggle, 1-Duplex 	Brown	<b>NP48</b>	-	Aluminum	①
	Ivory	<b>NP48I</b>	-	Brass	①
	White	<b>NP48W</b>	-	Brass Plated	①
				Chrome	①
			S/S 302/304	①	
			S/S 430	-	

Note: All standard and mid-size nylon wallplates feature pre-inserted captive screws for faster assembly, up to 6-gang.

① Available as a custom wallplate, see pages N-32 to N-36. Consult custom wallplates section for additional openings and combinations.

Dimensions in Inches (mm)