

45° and 90° Elbows

Explosionproof, Dust-Ignitionproof


UNILETS™ for Use with Threaded Rigid Metal Conduit and IMC.

NEC/CEC:

- Class I, Division 1 and 2, Groups A◇, B◇, C, D
- Class II, Division 1 and 2, Groups E, F, G
- Class III

Features

- Explosionproof, dust-ignitionproof.
- Smooth, rounded integral bushing in each hub protects conductor insulation.
- Accurately tapped, tapered NPT threads for tight, rigid joints and ground continuity.



Standard Materials






- Malleable iron or copperfree (4/10 of 1% max.) aluminum

Standard Finishes

- EL malleable iron: zinc electroplate
- EL aluminum: natural

NEC/CEC Compliances and Certifications

- UL Standard: 886 (1203)
- UL Listed: E10444
- CSA Standard: C22.2 No. 25, C22.2 No. 30
- CSA Certified: 065181

	Size (Inches)	Millimeters (Inches) Dimensions (A)	Catalog Number	
			Malleable Iron	Aluminium
45° Female Elbows				
	1/2	30.2 (1.19)	ELF45-50 ◇	ELF45-50-A ◇
	3/4	33.3 (1.31)	ELF45-75 ◇	ELF45-75-A ◇
	1	39.7 (1.56)	ELF45-100	—
	1-1/4	42.9 (1.69)	ELF45-125	—
	1-1/2	50.8 (2.00)	ELF45-150	ELF45-150-A
	2	57.2 (2.25)	ELF45-200	—
90° Female Elbows				
	1/2	38.1 (1.50)	ELF90-50 ◇	ELF90-50-A ◇
	3/4	42.9 (1.69)	ELF90-75 ◇	ELF90-75-A ◇
	1	46.0 (1.81)	ELF90-100 ◇	ELF90-100-A ◇
	1-1/4	52.4 (2.06)	ELF90-125	ELF90-125-A
90° Male and Female Elbows				
	1/2	43.6 (1.72)	ELMF90-50 ◇	ELMF90-50-A ◇
	3/4	42.9 (1.69)	ELMF90-75 ◇	ELMF90-75-A ◇
	1	55.6 (2.19)	ELMF90-100	ELMF90-100-A
	1-1/4	52.4 (2.06)	ELMF90-125	—
90° Male Elbows				
	1/2	42.9 (1.69)	ELM90-50 ◇	ELM90-50-A ◇
	3/4	46.7 (1.84)	ELM90-75 ◇	ELM90-75-A ◇
	1	47.6 (1.88)	ELM90-100	—
	1/2	45.2 (1.78)	ELMFL90-50 ◇	ELMFL90-50-A ◇
	3/4	57.9 (2.28)	ELMFL90-75 ◇	ELMFL90-75-A ◇
	1	67.6 (2.66)	ELMFL90-100 ◇	ELMFL90-100-A ◇
	1-1/4	84.1 (3.31)	ELMFL90-125	—
	1-1/2	100.1 (3.94)	ELMFL90-150	—
	2	101.6 (4.00)	ELMFL90-200	—

◇ Indicates items in the shaded area which are UL Listed for Class I, Groups A, B, C, D; Class II, Groups E, F, G; and Class III.

45° and 90° Elbows

Explosionproof, Dust-Ignitionproof

NEC/CEC— EL 90° Elbows 1/2" thru 1-1/4"
 Sizes, ELFF 45° Short Elbow, 90° Conduit
 Elbows:
 Class I, Division 1 and 2, Groups A◇, B◇, C, D
 Class II, Division 1 and 2, Groups E, F, G
 Class III

NEC/CEC— EL 90° Elbows 1-1/2" thru 2" Sizes:
 Class I, Division 1 and 2, Groups C, D
 Class I, Zone 1 and 2, Groups IIA, IIB
 Class II, Div. 1, 2, Groups E, F, G
 Class III

Features

- Explosionproof, dust-ignitionproof.
- Smooth, rounded integral bushing in each hub protects conductor insulation.
- Accurately tapped, tapered NPT threads for tight, rigid joints and ground continuity.

Standard Materials

- Malleable iron

Standard Finishes




- Zinc electroplated

Options

- Mechanical galvanize. Add suffix **-G** to standard catalog number. Contact your local representative for pricing and availability.

NEC/CEC Certifications and Compliances

- UL Standard: ANSI/UL 514B and 886
- UL Listed:
 - ELFF 45° Short Elbow and EL 90° Elbow: E10444
 - 90° Conduit Elbow: E34997
- CSA Standard: C22.2 No. 30
- CSA Certified:
 - ELFF 45° Short Elbow and EL 90° Elbow: 065181
 - 90° Conduit Elbow: 009795
- Suitable for wet locations
- NEC Articles 500-503 and 505

	Size (Inches)	Millimeters (Inches)		Catalog Number Aluminium
		Dimensions (A)	Dimensions (B)	
ELFF 45° Short Elbow				
	1/2	30.2 (1.19)	—	ELFF-450
EL 90° Elbows				
	1/2	38.10 (1.50)	19.05 (0.75)	EL-950 ◇
	3/4	44.45 (1.75)	22.23 (0.88)	EL-975 ◇
	1	50.80 (2.00)	26.92 (1.06)	EL-9100 ◇
	1-1/4	57.15 (2.25)	34.93 (1.38)	EL-9125
	1-1/2	101.60 (4.00)	76.20 (3.00)	EL-9150
	2	127.00 (5.00)	101.60 (4.00)	EL-9200
90° Conduit Elbows				
	1/2	43.6 (1.72)	—	8-50 ◇
	3/4	42.9 (1.69)	—	8-75 ◇
	1	55.6 (2.19)	—	8-100

◇ Indicates items in the shaded area which are UL Listed for Class I, Groups A, B, C, D; Class II, Groups E, F, G; and Class III.