

ATX™ FE Series Nonmetallic Fluorescent Luminaires

Standard and Emergency Battery Back-Up. Increased Safety

ATEX/IECEX:
Zone 1 and 2 - 21 and 22
II 2 GD
IP66/67 - IK10

Applications

- Can be installed in hazardous areas designated as Zone 1 and 2 - 21 and 22.
- For use in locations where a high degree of corrosion resistance is required.
- For indoor/outdoor use where protection against dirt, water and moisture is necessary.
- Typical applications include oil refineries, petrochemical facilities, pulp and paper mills, food processing plants, warehouses, underground tunnels and general manufacturing facilities.

Features

- Corrosion-resistant fiberglass reinforced polyester body and hinged polycarbonate lens.
- High impact resistance housing (20 Joules - IK10) from -40 °C to +55 °C (-40 °F to +131 °F) ambient temperature and wind profile for use in extreme offshore and onshore environments.
- Latch assembly and elastomer gasket seals against water and dust ingress, IP66/67.
- Easily accessed for maintenance using Allen key or straight blade screwdriver.
- Central opening with unique patented release system to prevent damage.
- Can be horizontally or vertically mounted.
- Hinged parabolic reflector for high lumen output efficiency.
- Vibration resistant spring loaded lampholders for bi-pin (G13) or mono-pin (Fa6) versions.
- Positive safety switch disconnects power to lamps and ballast to allow maintenance in hazardous locations.
- Electronic multi-tap ballast 110 to 254 Vac/Vdc +/- 10% 50/60 Hz, for global applications. High power factor electronic ballast (>0.95). EOL (End Of Life) protection in accordance to the latest EN/IEC 60079-7 standard.
- Two channel ballast prevents dark areas by allowing one lamp to remain lit if one fails.
- Ballast plug-in with Ex e connector for quick and error-free maintenance.
- Available in 3 hour or 90 minute emergency versions, including multi-tap ballast with built-in monthly self test. Test results through multi-colored LED.
- Ex e battery with plug-in connector.

Standard Materials


- Fiberglass reinforced polyester housing
- Polycarbonate lens
- Elastomer gasket
- Highly reflective white polycarbonate internal reflector
- Mounting accessories available in different materials such as gray painted aluminum, zinc plated steel, galvanized steel or 316 stainless steel

Options

- Silicone coating for added protection in H₂S hydrogen sulfide environments.
- ATEX/IEC version available without safety switch.
- Level gauge light fitting.
- 316 stainless steel fixing inserts.



2 x 58 W



2 x 36 W



2 x 18 W

ATEX/IECEX Certifications and Compliances

- Certification Type: FLE
 - Gas: Zones 1 and 2:
 - Conforming to ATEX 94/9/CE: II 2 G
 - Type of Protection: Ex de IIC or Ex demb IIC (emergency version)
 - T-Rating: T5 to T4
 - Dust: Zone 21 and 22:
 - Conforming to ATEX 94/9/CE: II 2 D
 - Type of Protection: Ex t IIIC Db
 - Surface Temperature: +75 °C (+167 °F)
- Ambient Temperature: -40 °C to +55 °C (-40 °F to +131 °F)
- CE Declaration of Conformity: 50201
- ATEX Certificate: LCIE 07 ATEX 6017
- IECEX Certificate: IECEX LCI 04.0017
- Index of Protection according EN/IEC 60529: IP66/67
- Impact Resistance (shock): IK10

EURASEC Certification

- EURASEC N° TC RU C-FR.Г505.B.00910

Other Certification

- INMETRO Certificate: BVC11.0276

① Inmetro certification available on special request only. Contact your local sales representative for more information.

② With ceiling position use at +40 °C (+104 °F) ambient temperature.

ATX™ FE Series Nonmetallic Fluorescent Luminaires

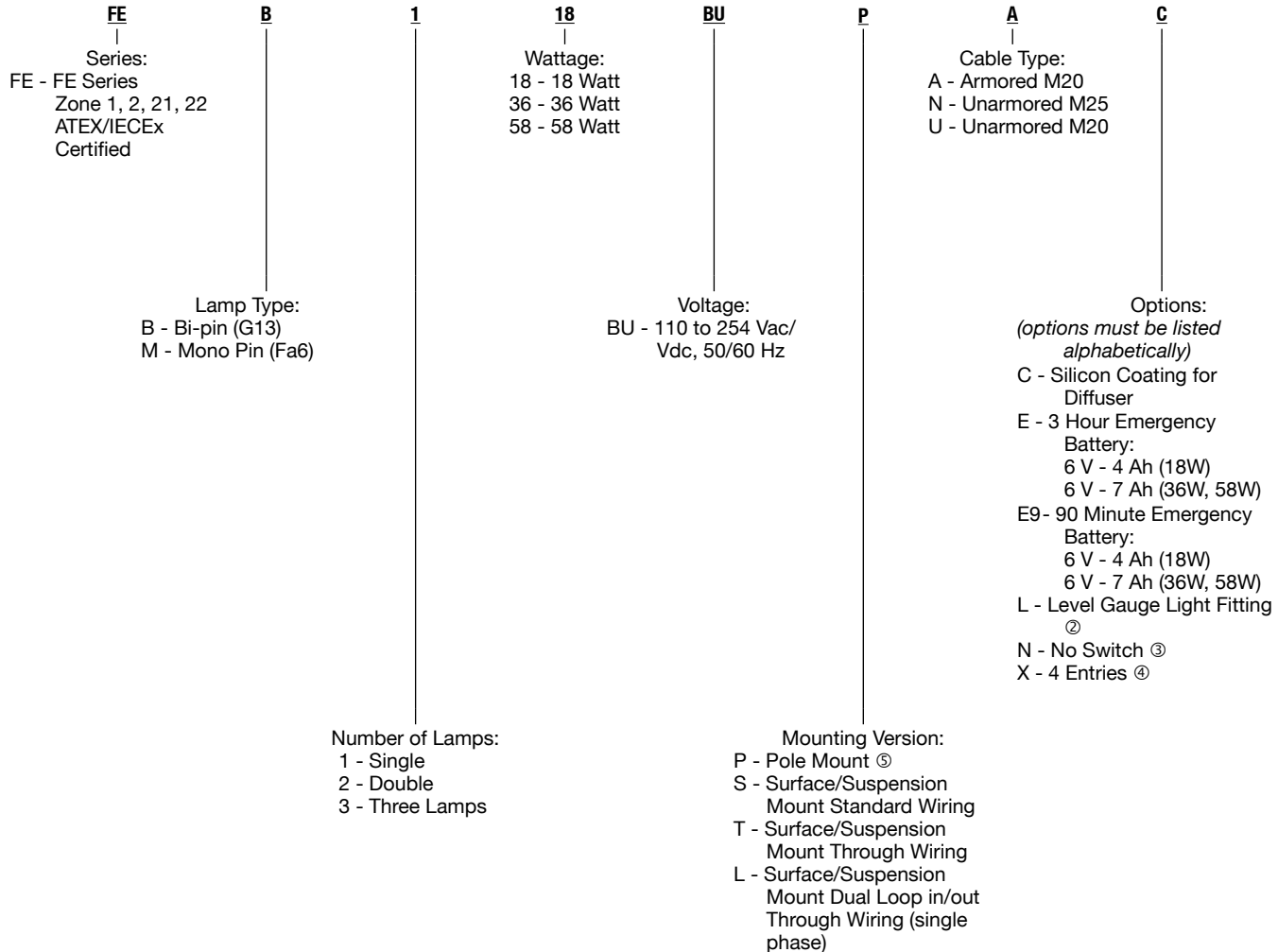
Standard and Emergency Battery Back-Up. Increased Safety

ATEX/IECEX:
 Zone 1 and 2 - 21 and 22
 II 2 GD
 IP66/67 - IK10

FLUORESCENT/AREA: ATEX/IECEX STANDARD AND EMERGENCY BACK-UP

Order using catalog numbering guide below or select catalog number from tables on following pages.

Catalog Numbering Guide — FE Nonmetallic Fluorescent Lighting Fixtures



② Only for single standard versions.

③ Only for standard versions.

④ Only for S, T and L mounting versions.

⑤ Only 2 x 18 W and 2 x 36 W with M25 entry versions.

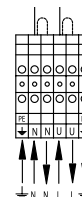
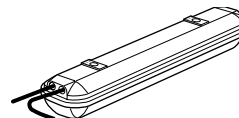
ATX™ FE Series Nonmetallic Fluorescent Luminaires

Standard and Emergency Battery Back-Up. Increased Safety

ATEX/IECEX:
 Zone 1 and 2 - 21 and 22
 II 2 GD
 IP66/67 - IK10

Surface/Suspension Mounting and Standard Wiring Version

Connection via 1 x 6 terminals.
 Capacity (flexible/solid): 4 mm²/6 mm²
 (0.0062 in²/0.0093 in²) — 10/8 AWG.



Unarmored Version - Bi-pin (G13)

Three M25 threaded entries, two at one end and one at opposite end, supplied with one M25 polyamide cable gland — 8 to 18.5 mm (0.31 to 0.73") diameter — and two M25 polyamide plugs.

Number of Lamps	Power (W)	Lamp Type	Voltage (V)	Weight kg (lbs)	Volume dm ³ (in ³)	Catalog Number
1	18	G13	110/254	5.5 (12.13)	32.3 (1971.07)	FEB118BUSN
2	18	G13	110/254	5.5 (12.13)	32.3 (1971.07)	FEB218BUSN
1	36	G13	110/254	7.9 (17.42)	54.2 (3307.49)	FEB136BUSN
2	36	G13	110/254	7.9 (17.42)	54.2 (3307.49)	FEB236BUSN
3	36	G13	110/254	9.9 (21.83)	54.2 (3307.49)	FEB336BUSN
1	58	G13	110/254	9.0 (19.84)	65.0 (3966.54)	FEB158BUSN
2	58	G13	110/254	9.0 (19.84)	65.0 (3966.54)	FEB258BUSN
3	58	G13	110/254	11.0 (24.30)	65.0 (3966.54)	FEB358BUSN

Armored Version - Bi-pin (G13)

Two M20 threaded entries with brass earth continuity plate at one end and one M20 plugged clearance entry, supplied with two M20 polyamide plugs.

Number of Lamps	Power (W)	Lamp Type	Voltage (V)	Weight kg (lbs)	Volume dm ³ (in ³)	Catalog Number
1	18	G13	110/254	5.5 (12.13)	32.3 (1971.07)	FEB118BUSA
2	18	G13	110/254	5.5 (12.13)	32.3 (1971.07)	FEB218BUSA
1	36	G13	110/254	7.9 (17.42)	54.2 (3307.49)	FEB136BUSA
2	36	G13	110/254	7.9 (17.42)	54.2 (3307.49)	FEB236BUSA
3	36	G13	110/254	9.9 (21.83)	54.2 (3307.49)	FEB336BUSA
1	58	G13	110/254	9.0 (19.84)	65.0 (3966.54)	FEB158BUSA
2	58	G13	110/254	9.0 (19.84)	65.0 (3966.54)	FEB258BUSA
3	58	G13	110/254	11.0 (24.30)	65.0 (3966.54)	FEB358BUSA

FLUORESCENT / AREA: ATEX/IECEX STANDARD AND EMERGENCY BACK-UP

Appleton

ATX™ FE Series Nonmetallic Fluorescent Luminaires

Standard and Emergency Battery Back-Up. Increased Safety

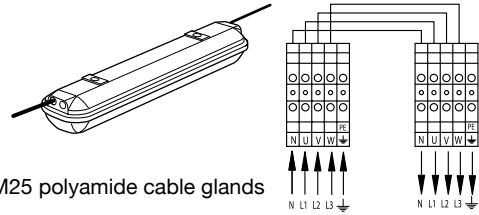
ATEX/IECEX:
 Zone 1 and 2 - 21 and 22
 II 2 GD
 IP66/67 – IK10

FLUORESCENT/AREA: ATEX/IECEX STANDARD AND EMERGENCY BACK-UP

Surface/Suspension Mounting and Through Wiring Version (three phase)

Connection via 2 x 5 terminals.

Capacity (flexible/solid): 4 mm²/6 mm² (0.0062 in²/0.0093 in²) – 10/8 AWG.



Unarmored Version - Bi-pin (G13)

Three M25 threaded entries, two at one end and one at opposite end, supplied with two M25 polyamide cable glands – 8 to 18.5 mm (0.31 to 0.73") diameter – and one M25 polyamide plug.

Number of Lamps	Power (W)	Lamp Type	Voltage (V)	Weight kg (lbs)	Volume dm ³ (in ³)	Catalog Number
2	18	G13	110/254	5.5 (12.13)	32.3 (1971.07)	FEB218BUTN
2	36	G13	110/254	7.9 (17.42)	54.2 (3307.49)	FEB236BUTN
2	58	G13	110/254	9.0 (19.84)	65.0 (3966.54)	FEB258BUTN

Armored Version - Bi-pin (G13)

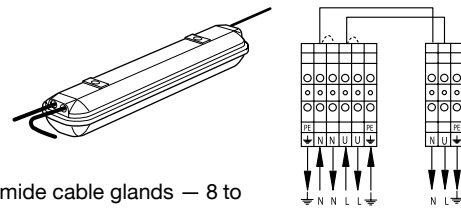
Two M20 threaded entries with brass earth continuity plate at one end and one M20 threaded entry with brass earth continuity plate at opposite end, supplied with one M20 polyamide plug.

Number of Lamps	Power (W)	Lamp Type	Voltage (V)	Weight kg (lbs)	Volume dm ³ (in ³)	Catalog Number
2	18	G13	110/254	5.5 (12.13)	32.3 (1971.07)	FEB218BUTA
2	36	G13	110/254	7.9 (17.42)	54.2 (3307.49)	FEB236BUTA
2	58	G13	110/254	9.0 (19.84)	65.0 (3966.54)	FEB258BUTA

Surface/Suspension Mounting and Dual Loop In/Out Through Wiring Version (single phase)

Connection via 1 x 6 terminals and 1 x 3 terminals.

Capacity (flexible/solid): 4 mm²/6 mm² (0.0062 in²/0.0093 in²) – 10/8 AWG.



Unarmored Version - Bi-pin (G13)

Three M25 entries, two at one end and one at opposite end, supplied with two M25 polyamide cable glands – 8 to 18.5 mm (0.31 to 0.73") diameter – and one M25 polyamide plug.

Number of Lamps	Power (W)	Lamp Type	Voltage (V)	Weight kg (lbs)	Volume dm ³ (in ³)	Catalog Number
2	18	G13	110/254	5.5 (12.13)	32.3 (1971.07)	FEB218BULN
2	36	G13	110/254	7.9 (17.42)	54.2 (3307.49)	FEB236BULN
2	58	G13	110/254	9.0 (19.84)	65.0 (3966.54)	FEB258BULN

Armored Version - Bi-pin (G13)

Two M20 threaded entries with brass earth continuity plate at one end and one M20 threaded entry with brass earth continuity plate at opposite end, supplied with one M20 polyamide plug.

Number of Lamps	Power (W)	Lamp Type	Voltage (V)	Weight kg (lbs)	Volume dm ³ (in ³)	Catalog Number
2	18	G13	110/254	5.5 (12.13)	32.3 (1971.07)	FEB218BULA
2	36	G13	110/254	7.9 (17.42)	54.2 (3307.49)	FEB236BULA
2	58	G13	110/254	9.0 (19.84)	65.0 (3966.54)	FEB258BULA

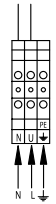
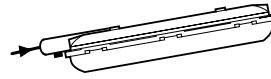
ATX™ FE Series Nonmetallic Fluorescent Luminaires

Standard and Emergency Battery Back-Up. Increased Safety

ATEX/IECEX:
 Zone 1 and 2 - 21 and 22
 II 2 GD
 IP66/67 - IK10

Pole Mounting Version

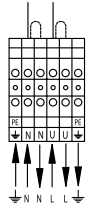
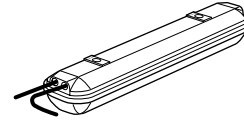
Connection via 1 x 3 terminals.
 Capacity (flexible/solid): 4 mm²/6 mm² (0.0062 in²/0.0093 in²) — 10/8 AWG.
 For mounting on 42 mm (1.65") diameter pole or tubular wall-mounting support, supplied with one integrated M25 polyamide cable gland — 8 to 18.5 mm (0.31 to 0.73") diameter.



Number of Lamps	Power (W)	Lamp Type	Voltage (V)	Weight kg (lbs)	Volume dm ³ (in ³)	Catalog Number
2	18	G13	110/254	6.2 (13.67)	34.1 (2080.91)	FEB218BUPN
2	36	G13	110/254	8.7 (19.18)	54.2 (3307.49)	FEB236BUPN

Level Gauge Tank Light - Surface/Suspension Mounting with Standard Wiring

Connection via 1 x 6 terminals.
 Capacity (flexible/solid): 4 mm²/6 mm² (0.0062 in²/0.0093 in²) — 10/8 AWG.



Unarmored Version - Bi-pin (G13)

Three M25 entries, two at one end and one at opposite end, supplied with one M25 polyamide cable gland — 8 to 18.5 mm (0.31 to 0.73") diameter — and two M25 polyamide plugs.

Number of Lamps	Power (W)	Lamp Type	Voltage (V)	Weight kg (lbs)	Volume dm ³ (in ³)	Catalog Number
1	18	G13	110/254	5.5 (12.13)	32.3 (1971.07)	FEB118BUSNL
1	36	G13	110/254	7.9 (17.42)	54.2 (3307.49)	FEB136BUSNL
1	58	G13	110/254	9.0 (19.84)	65.0 (3966.54)	FEB158BUSNL

FLUORESCENT / AREA: ATEX / IECEX STANDARD AND EMERGENCY BACK-UP



ATX™ FE Series Nonmetallic Fluorescent Luminaires

Standard and Emergency Battery Back-Up. Increased Safety

ATEX/IECEX:
 Zone 1 and 2 - 21 and 22
 II 2 GD
 IP66/67 - IK10

FLUORESCENT/AREA: ATEX/IECEX STANDARD AND EMERGENCY BACK-UP

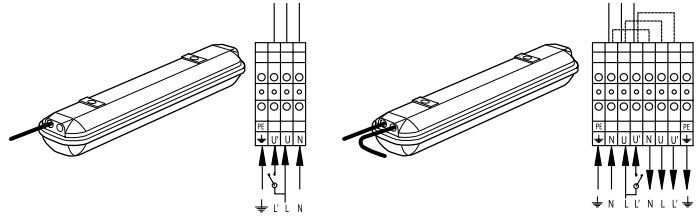
Emergency Battery Backup

Surface/Suspension Mounting and Standard Wiring

Connection via 1 x 4 terminals for 18 W version.
 Connection via 1 x 8 terminals for 36 W and 58 W versions. Capacity (flexible/solid): 4 mm²/6 mm² (0.0062 in²/0.0093 in²) — 10/8 AWG.

Unarmored Version - Bi-pin (G13)

Three M25 entries, two at one end and one at opposite end, supplied with one M25 polyamide cable gland — 8 to 18.5 mm (0.31 to 0.73") diameter — and two M25 polyamide plugs.



Number of Lamps	Power (W)	Lamp Type	Voltage (V)	Weight kg (lbs)	Volume dm ³ (in ³)	Duration (Hours)	Battery Capacity	Catalog Number
2	18	G13	110/254	7.3 (16.09)	32.3 (1971.07)	3 H	4Ah	FEB218BUSNE
2	36	G13	110/254	9.6 (21.16)	54.2 (3307.49)	3 H	7Ah	FEB236BUSNE
3	36	G13	110/254	11.6 (25.57)	54.2 (3307.49)	3 H	7Ah	FEB336BUSNE
2	58	G13	110/254	10.7 (23.59)	65.0 (3966.54)	3 H	7Ah	FEB258BUSNE
3	58	G13	110/254	12.7 (28.00)	65.0 (3966.54)	3 H	7Ah	FEB358BUSNE

Armored Version - Bi-pin (G13)

Two M20 threaded entries with brass earth continuity plate at one end and one M20 plugged clearance entry, supplied with two M20 polyamide plugs.

Number of Lamps	Power (W)	Lamp Type	Voltage (V)	Weight kg (lbs)	Volume dm ³ (in ³)	Duration (Hours)	Battery Capacity	Catalog Number
2	18	G13	110/254	7.3 (16.09)	32.3 (1971.07)	3 H	4Ah	FEB218BUSAE
2	36	G13	110/254	9.6 (21.16)	54.2 (3307.49)	3 H	7Ah	FEB236BUSAE
3	36	G13	110/254	11.6 (25.57)	54.2 (3307.49)	3 H	7Ah	FEB336BUSAE
2	58	G13	110/254	10.7 (23.59)	65.0 (3966.54)	3 H	7Ah	FEB258BUSAE
3	58	G13	110/254	12.7 (28.00)	65.0 (3966.54)	3 H	7Ah	FEB358BUSAE

Appleton

ATX™ FE Series Nonmetallic Fluorescent Luminaires

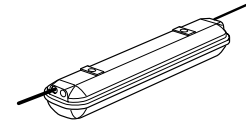
Standard and Emergency Battery Back-Up. Increased Safety

ATEX/IECEX:
 Zone 1 and 2 - 21 and 22
 II 2 GD
 IP66/67 - IK10

Emergency Battery Backup

Surface/Suspension Mounting and Through Wiring Version

Connection via 2 x 4 terminals.
 Capacity (flexible/solid): 4 mm²/6 mm² (0.0062 in²/0.0093 in²) – 10/8 AWG.



Unarmored Version - Bi-pin (G13):

Three M25 entries, two at one end and one at opposite end, supplied with two M25 polyamide cable glands – 8 to 18.5 mm (0.31 to 0.73") diameter – and one M25 polyamide plug.

Number of Lamps	Power (W)	Lamp Type	Voltage (V)	Weight kg (lbs)	Volume dm ³ (in ³)	Duration (Hours)	Battery Capacity	Catalog Number
2	18	Bi-pin	110/254	7.3 (16.09)	32.3 (1971.07)	3 H	4Ah	FEB218BUTNE
2	36	Bi-pin	110/254	9.6 (21.16)	54.2 (3307.49)	3 H	7Ah	FEB236BUTNE
2	58	Bi-pin	110/254	10.7 (23.59)	65.0 (3966.54)	3 H	7Ah	FEB258BUTNE

Armored Version - Bi-pin (G13):

Two M20 threaded entries with brass earth continuity plate at one end and one M20 threaded entry with brass earth continuity plate at opposite end, supplied with one M20 polyamide plug.

Number of Lamps	Power (W)	Lamp Type	Voltage (V)	Weight kg (lbs)	Volume dm ³ (in ³)	Duration (Hours)	Battery Capacity	Catalog Number
2	18	Bi-pin	110/254	7.3 (16.09)	32.3 (1971.07)	3 H	4Ah	FEB218BUTAE
2	36	Bi-pin	110/254	9.6 (21.16)	54.2 (3307.49)	3 H	7Ah	FEB236BUTAE
2	58	Bi-pin	110/254	10.7 (23.59)	65.0 (3966.54)	3 H	7Ah	FEB258BUTAE

FLUORESCENT / AREA: ATEX / IECEx STANDARD AND EMERGENCY BACK-UP

Appleton

ATX™ FE Series Nonmetallic Fluorescent Luminaires

Standard and Emergency Battery Back-Up. Increased Safety

ATEX/IECEX:
 Zone 1 and 2 - 21 and 22
 II 2 GD
 IP66/67 - IK10

FLUORESCENT/AREA: ATEX/IECEX STANDARD AND EMERGENCY BACK-UP

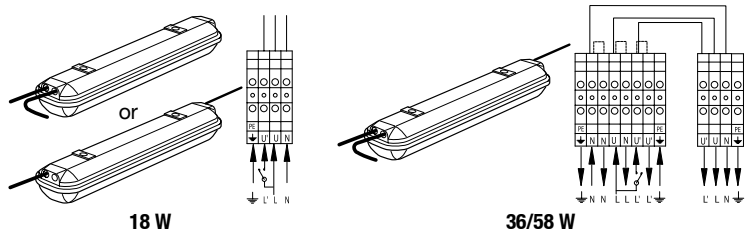
Emergency Battery Backup

Surface/Suspension Mounting and Dual Loop In/Out Through Wiring Version (single phase)

Connection via 1 x 4 double deck terminals for 18 W version.

Connection via 1 x 8 terminals and 1 x 4 terminals for 36 W and 58 W versions.

Capacity (flexible/solid): 4 mm²/6 mm² (0.0062 in²/0.0093 in²) — 10/8 AWG.



Unarmored Version - Bi-pin (G13)

Three M25 entries, two at one end and one at opposite end, supplied with two M25 polyamide cable glands — 8 to 18.5 mm (0.31 to 0.73") diameter — and one M25 polyamide plug.

Number of Lamps	Power (W)	Lamp Type	Voltage (V)	Weight kg (lbs)	Volume dm ³ (in ³)	Duration (Hours)	Battery Capacity	Catalog Number
2	18	Bi-pin	110/254	7.6 (16.76)	32.3 (1971.07)	3 H	4Ah	FEB218BULNE
2	36	Bi-pin	110/254	9.9 (21.83)	54.2 (3307.49)	3 H	7Ah	FEB236BULNE
2	58	Bi-pin	110/254	10.7 (23.59)	65.0 (3966.54)	3 H	7Ah	FEB258BULNE

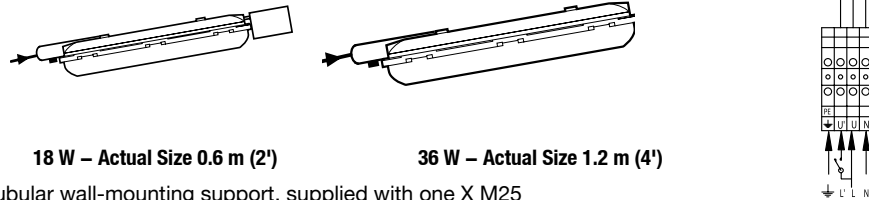
Armored Version - Bi-pin (G13)

Two M20 threaded entries with brass earth continuity plate at one end and one M20 threaded entry with brass earth continuity plate at opposite end, supplied with one M20 polyamide plug.

Number of Lamps	Power (W)	Lamp Type	Voltage (V)	Weight kg (lbs)	Volume dm ³ (in ³)	Duration (Hours)	Battery Capacity	Catalog Number
2	18	Bi-pin	110/254	7.6 (16.76)	32.3 (1971.07)	3 H	4Ah	FEB218BULAE
2	36	Bi-pin	110/254	9.9 (21.83)	54.2 (3307.49)	3 H	7Ah	FEB236BULAE
2	58	Bi-pin	110/254	10.7 (23.59)	65.0 (3966.54)	3 H	7Ah	FEB258BULAE

Pole Mounting Version

Connection via 1 x 4 terminals.
 Capacity (flexible/solid): 4 mm²/6 mm² (0.0062 in²/0.0093 in²) — 10/8 AWG.



For mounting on diameter 42 mm pole or tubular wall-mounting support, supplied with one X M25 polyamide cable gland — 8 to 18.5 mm (0.31 to 0.73") diameter.


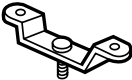


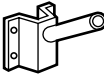


Number of Lamps	Power (W)	Lamp Type	Voltage (V)	Weight kg (lbs)	Volume dm ³ (in ³)	Duration (Hours)	Battery Capacity	Catalog Number
2	18	Bi-pin	110/254	10.0 (22.05)	54.2 (3307.49)	3 H	4Ah	FEB218BUPNE ①
2	36	Bi-pin	110/254	10.4 (22.93)	54.2 (3307.49)	3 H	7Ah	FEB236BUPNE

① 2 x 18 W is supplied with external battery pack (see dimensional data).

ATX™ FE Series Nonmetallic Fluorescent Luminaires

Standard and Emergency Battery Back-Up. Increased Safety

ATEX/IECEX:
 Zone 1 and 2 - 21 and 22
 II 2 GD
 IP66/67 - IK10

Accessories and Replacement Parts		
	Description	Catalog Number
Fixing Brackets		
	Set of two brackets for surface installation Zinc plated steel	FEFBZ
Brackets for Surface Mounting		
	Set of two 316 stainless steel	FESBS
M8 Ring Bolts		
	Set of two Zinc plated steel	FERBM8Z
Half Clamps Brackets for Pole Mounting		
	Set of two Diameter for 1-1/4 to 1-1/2" pole: 42 mm (16.65 in) to 49 mm (1.93 in) Zinc plated steel	FEHC49Z
	316 stainless steel	FEHC49S
	Diameter for 2" pole: 60 mm (2.36 in) Zinc plated steel	FEHC60Z
	316 stainless steel	FEHC60S
Wall Mounting Adaptor		
	For pole mounting version Diameter for 2" pole: 60 mm (2.36 in) Galvanized steel	FEWMG
Hinged Brackets		
	Set of two brackets for adjusting luminaire Aluminium	FEHBA
	316 stainless steel	FEHBS
Fall Prevention Kit		
	Safety chain retains fixture temporarily to ease installation For M25 cable entry	FESCM25
	For M20 cable entry	FESCM20
Adaptor for Fa8 Tube on Fa6 Lampholder		
		096905

FLUORESCENT / AREA: ATEX / IECEX STANDARD AND EMERGENCY BACK-UP



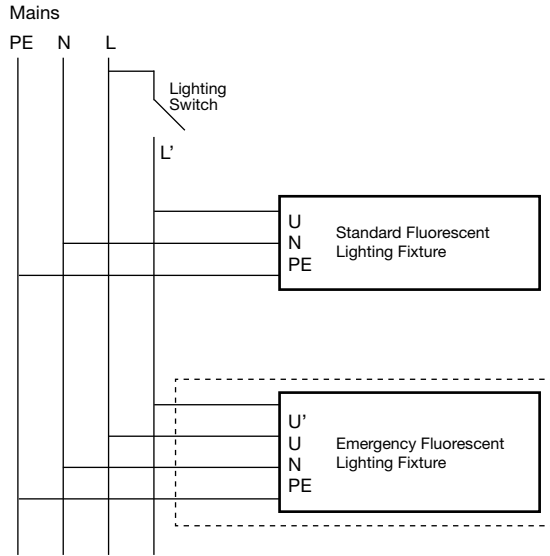
ATX™ FE Series Nonmetallic Fluorescent Luminaires

Standard and Emergency Battery Back-Up. Increased Safety

ATEX/IECEX:
 Zone 1 and 2 - 21 and 22
 II 2 GD
 IP66/67 - IK10

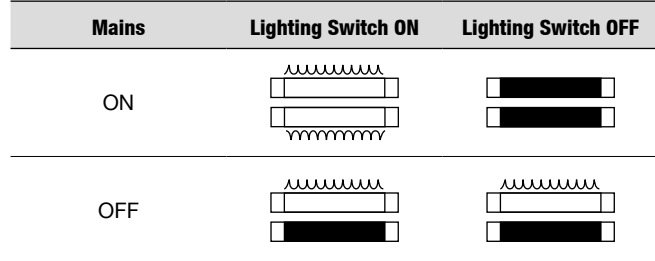
FLUORESCENT/AREA: ATEX/IECEX STANDARD AND EMERGENCY BACK-UP

Wiring Diagram

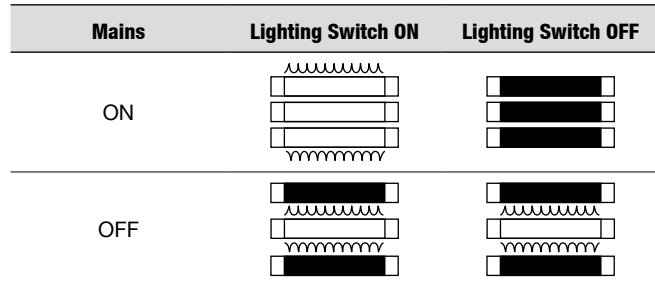


Emergency Function Diagram

Two Lamp Version



Three Lamp Version



LED Status

Color	Indication	Function
Green	LED Blinking	Mains good – Battery quick charging
	LED Continuous	Mains good – Battery trickle charging
Red	LED Blinking	No battery connected <i>OR</i> Something is defective
	LED Continuous	Mains faulty – Output ON
	LED Flashing	Mains faulty – Battery empty <i>OR</i> Lamp is defective
Yellow	LED Blinking	Mains good – Performing self test
	LED Continuous	Self test was not okay
None (Off)	No Light Emitted	No mains – Battery completely empty

Emergency Light Duration

Version	Battery Capacity	Duration	Light Output
2 x 18 W	4 Ah – 6 V	90 minute	80%
	4 Ah – 6 V	3 hour	40%
2 x 36 W	7 Ah – 6 V	90 minute	45%
	7 Ah – 6 V	3 hour	25%
2 x 58 W	7 Ah – 6 V	90 minute	30%
	7 Ah – 6 V	3 hour	15%

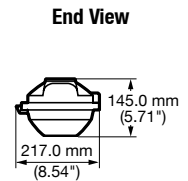
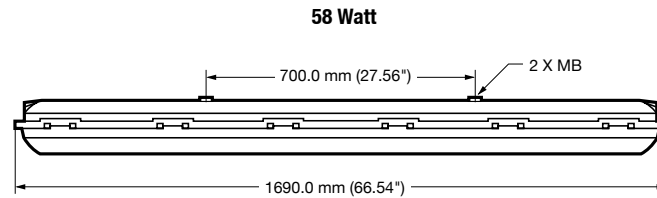
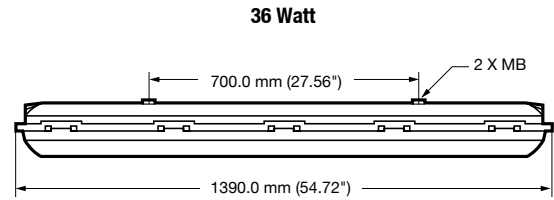
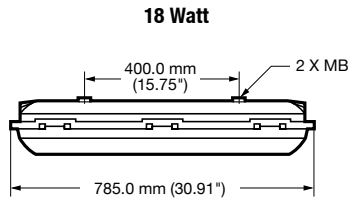
ATX™ FE Series Nonmetallic Fluorescent Luminaires

Standard and Emergency Battery Back-Up. Increased Safety

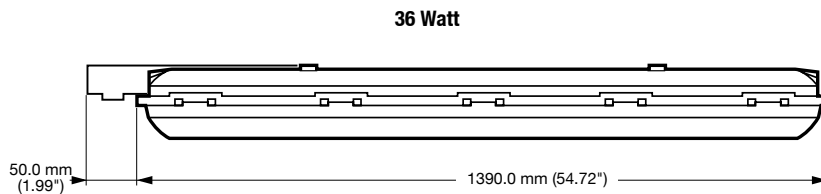
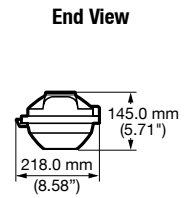
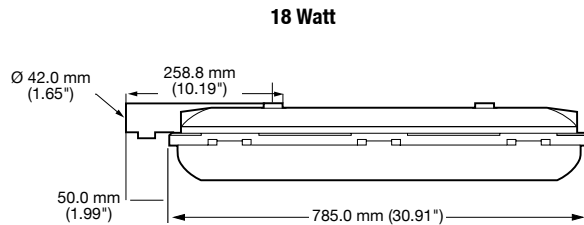
ATEX/IECEX:
 Zone 1 and 2 - 21 and 22
 II 2 GD
 IP66/67 - IK10

Dimensions in Millimeters (Inches)

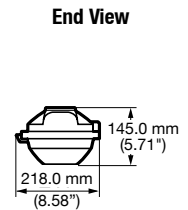
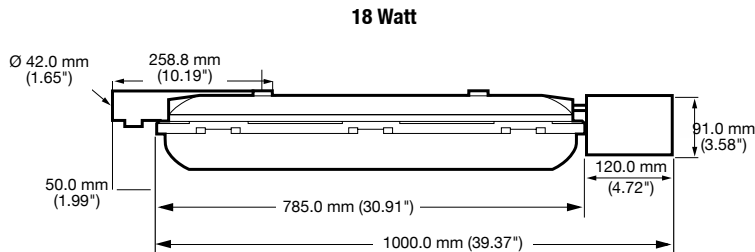
Surface/Suspension Mounting



Pole Mounting



Emergency Pole Mounting



FLUORESCENT / AREA: ATEX / IECEX STANDARD AND EMERGENCY BACK-UP

Appleton

ATX™ FE Series Nonmetallic Fluorescent Luminaires

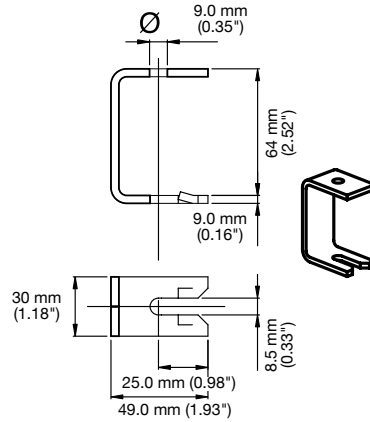

Standard and Emergency Battery Back-Up. Increased Safety

ATEX/IECEX:
 Zone 1 and 2 - 21 and 22
 II 2 GD
 IP66/67 - IK10

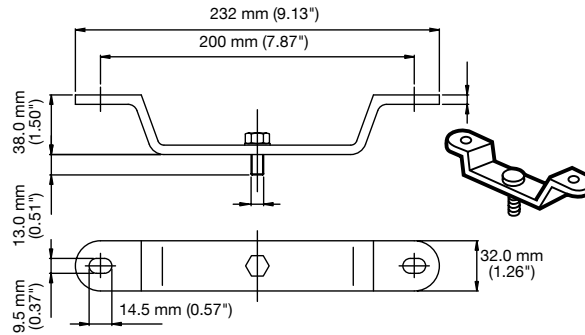
FLUORESCENT/AREA: ATEX/IECEX STANDARD AND EMERGENCY BACK-UP

Mounting Data

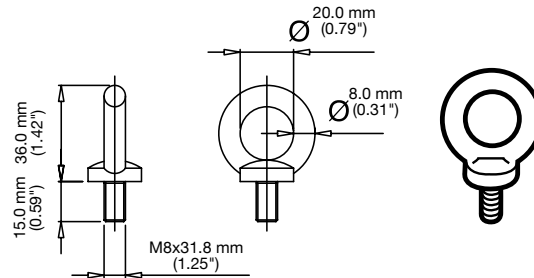
FEFBZ: zinc plated steel — Set of two quick fixing brackets for ease of surface mounting



FESBS: 316 stainless steel — Set of two brackets for surface mounting



FERBM8Z: zinc plated steel — Set of two ring bolts



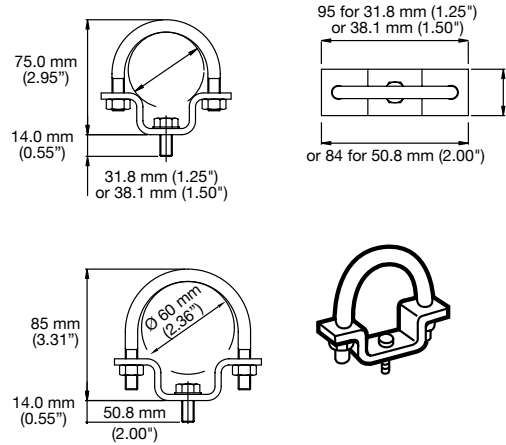
ATX™ FE Series Nonmetallic Fluorescent Luminaires

Standard and Emergency Battery Back-Up. Increased Safety

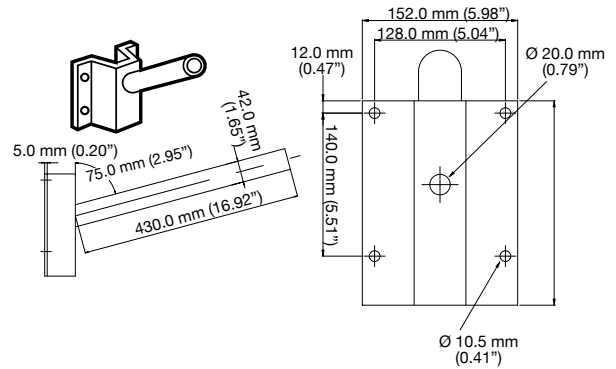
ATEX/IECEX:
 Zone 1 and 2 - 21 and 22
 II 2 GD
 IP66/67 - IK10

Mounting Data

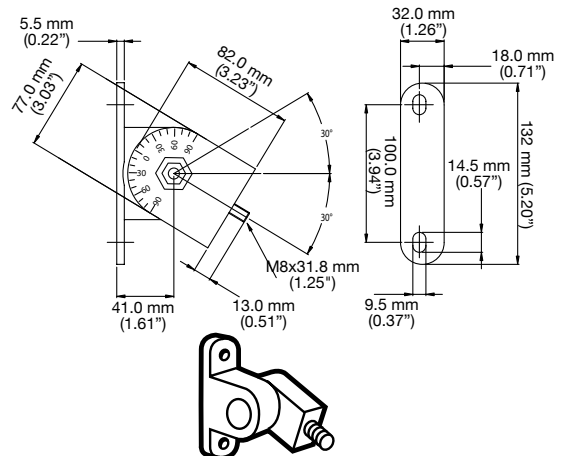

FEHC49Z: zinc plated steel or FEHC49S: 316 stainless steel — Set of two clamps for pole diameter 42 mm to 49 mm (for 1-1/4" to 1-1/2" pole).
 FEHC60Z: zinc plated steel or FEHC60S: 316 stainless steel — Set of two clamps for pole diameter 60 mm (for 2" pole).



FEWMG: galvanized steel — Wall mounting pole diameter 42 mm (1-1/4")



FEHBA: aluminum or FEHBS: 316 stainless steel — Set of two hinged brackets for adjusting luminaire.



FLUORESCENT / AREA: ATEX / IECEX STANDARD AND EMERGENCY BACK-UP

Appleton

ATX™ FE Series Nonmetallic Fluorescent Luminaires

Standard and Emergency Battery Back-Up. Increased Safety

ATEX/IECEX:
 Zone 1 and 2 - 21 and 22
 II 2 GD
 IP66/67 - IK10

FLUORESCENT/AREA: ATEX/IECEX STANDARD AND EMERGENCY BACK-UP

Photometric Data

Polar curves for a 1000 lm flux, according to NF C 71-120
 Luminaire symbol according to NF C 71-121

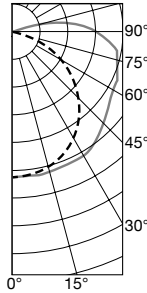
--- Longitudinal
 — Transverse

1 x 18 Watt

TOTAL LUMINAIRE EFFICIENCY = 94.8%
 NF C 71-121: 0.86 H + 0.09 T

CANDELA DISTRIBUTION

	0-180	90-270
0	215	215
5	214	214
10	211	215
15	207	213
20	200	211
25	191	209
30	181	208
35	169	202
40	155	196
45	139	187
50	122	181
55	103	175
60	83	174
65	62	173
70	42	165

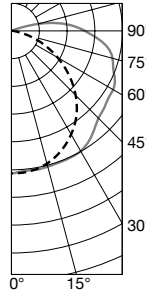


1 x 36 W

Efficiency 89.3%
 NF C 71-121: 0.81 H + 0.08 T

CANDELA DISTRIBUTION

	0-180	90-270
0	205	205
5	204	203
10	202	203
15	197	202
20	191	201
25	182	201
30	173	200
35	161	192
40	148	183
45	133	177
50	117	173
55	99	168
60	80	168
65	61	163
70	41	154

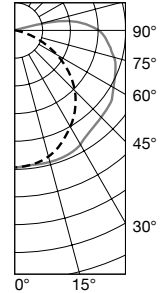


1 x 58 W

Efficiency 87.5%
 NF C 71-121: 0.80 H + 0.07 T

CANDELA DISTRIBUTION

	0-180	90-270
0	198	198
5	197	197
10	194	198
15	190	197
20	184	195
25	176	194
30	166	193
35	155	187
40	142	180
45	128	174
50	113	170
55	96	167
60	78	163
65	59	157
70	41	151

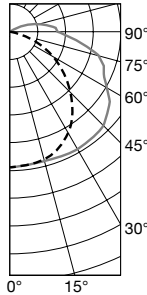


2 x 18 W

Efficiency 85.1%
 NF C 71-121: 0.78 H + 0.08 T

CANDELA DISTRIBUTION

	0-180	90-270
0	195	195
5	195	194
10	192	192
15	187	192
20	181	193
25	173	194
30	163	194
35	152	193
40	138	192
45	124	191
50	108	183
55	91	176
60	73	163
65	55	150
70	37	145

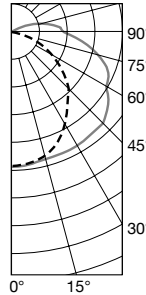


2 x 36 W

Efficiency 80.5%
 NF C 71-121: 0.73 H + 0.07 T

CANDELA DISTRIBUTION

	0-180	90-270
0	185	185
5	185	184
10	182	182
15	178	181
20	172	183
25	164	183
30	154	183
35	143	183
40	131	183
45	117	179
50	102	173
55	85	166
60	68	155
65	51	145
70	35	141

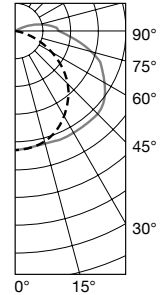


2 x 58 W

Efficiency 76.9%
 NF C 71-121: 0.70 H + 0.07 T

CANDELA DISTRIBUTION

	0-180	90-270
0	173	173
5	172	173
10	170	171
15	166	169
20	161	172
25	154	172
30	145	172
35	135	171
40	123	172
45	111	170
50	97	165
55	82	157
60	66	148
65	50	139
70	34	133

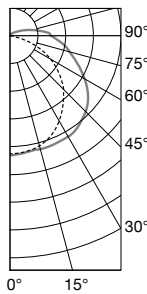


3 x 18 W

Efficiency 68.1%
 NF C 71-121: 0.63 G + 0.05 T

CANDELA DISTRIBUTION

	0-180	90-270
0	173	173
5	172	172
10	169	170
15	135	169
20	160	169
25	153	168
30	144	167
35	135	162
40	123	158
45	110	153
50	96	146
55	82	136
60	66	123
65	50	111
70	34	100

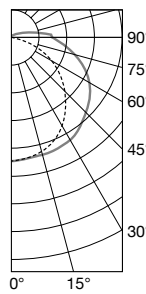


3 x 36 W

Efficiency 68.1%
 NF C 71-121: 0.63 G + 0.07 T

CANDELA DISTRIBUTION

	0-180	90-270
0	174	174
5	174	174
10	171	173
15	167	171
20	162	171
25	155	170
30	146	168
35	136	163
40	125	159
45	112	153
50	98	145
55	83	135
60	67	123
65	51	110
70	35	100



3 x 58 W

Efficiency 65.6%
 NF C 71-121: 0.61 H + 0.04 T

CANDELA DISTRIBUTION

	0-180	90-270
0	170	170
5	170	170
10	167	168
15	163	169
20	158	167
25	151	167
30	143	163
35	133	159
40	122	155
45	109	149
50	95	140
55	81	129
60	65	116
65	49	105
70	33	96

