

# Code•Master™ Incandescent Factory Sealed Luminaires

## Explosionproof, Dust-Ignitionproof

For use with threaded metal conduit.

### NEC:

Class I, Division 1, Groups C, D  
Class II, Division 1 and 2, Groups E, F, G  
Class III  
NEMA 3R, 4X

### CEC:

Class I, Division 1 and 2, Groups B, C, D, T3B  
Class I, Zone 1 and 2, Groups IIB, IIA  
Exd IIB + H<sub>2</sub>, Zone 1  
Class II, Division 1 and 2, Groups E, F, G, T3B  
Class III

Type 3R, 4X

### Applications

- For use in hazardous locations such as plants where plastics, paints, thinners and petrochemicals are manufactured.
- For use in chemical and petrochemical plants, such as manufacturers of plastics, paints and thinners, in refineries, and in other areas where ignitable vapors, dust, moisture and corrosive elements may be present.
- Suitable for outdoor saltwater locations and for other wet locations.

### Features

- Fixtures operate safely in high ambient temperatures.
- Patented “wireless” design. Threading of fixture unit onto mounting hood makes electrical connection. The only wiring required is attaching two wires to connection block in mounting hood.
- Connection block is easily wired: (a) loosen two screws; (b) make wire connections; and (c) re-position connection block.
- Safe, easy servicing without disconnecting any wiring.
- “Wireless” fixture unit threads off mounting hood for convenient servicing or for immediate replacement with a “stand-by” unit.
- Acme double-lead threads speed installation and fixture removal from mounting hood – only half as many turns are required as for single-lead threads. The threads do not stick or gall, eliminating problems often encountered with single-lead threads during fixture unit removal.
- Strategic location of lamp socket, in combination with interior prism design of the glass globe, provides optimum light distribution and control.
- Heat- and impact-resistant globes have smooth dust-resistant exterior.
- Superior corrosion resistance, with epoxy powder coat finish.
- Porcelain socket with nickel-plated phosphor bronze screw shell. Assures long trouble-free operation in high ambient areas.
- Choice of mountings: pendant, ceiling, bracket and stanchion.
- Fiberglass-reinforced polyester reflectors, in standard dome or 30° angle styles, are ideal in installations where luminaire is subject to exceptionally severe corrosive atmospheres.
- All threaded joints are flame-tight.
- Heat- and impact-resistant globes have smooth dust-resistant exterior.
- Superior corrosion resistance, with epoxy powder coat finish.
- Optional guards protect globes from damage. Secured to fixture with three stainless steel screws.
- Medium base lamp socket.
- Maximum voltage 300 Vac 60 Hz.



### Standard Materials

- Fixture housing, mounting hoods and guards: copperfree (4/10 of 1% max.) aluminum
- Globes: prismatic glass
- Reflectors: fiberglass reinforced polyester

### Standard Finishes

- Fixture housing, guards and mounting hoods: epoxy power coat finish, electrostatically applied for complete, uniform corrosion protection

### Options

- Add suffix **-Z** for Exd IIB + H<sub>2</sub>, Zone 1 .

### Certifications and Compliances

- UL Standard: UL 1598, UL 1598A, UL 844
- UL Listed: E10444

 CSA Certification only.

Visit our website at [www.appletonelec.com](http://www.appletonelec.com) or contact us at (800) 621-1506.  
© January 2011

# Code•Master™ Incandescent Factory Sealed Luminaires

## Explosionproof, Dust-Ignitionproof

For use with threaded metal conduit.

### NEC:

Class I, Division 1, Groups C, D  
 Class II, Division 1 and 2, Groups E, F, G  
 Class III  
 NEMA 3R, 4X

### CEC:

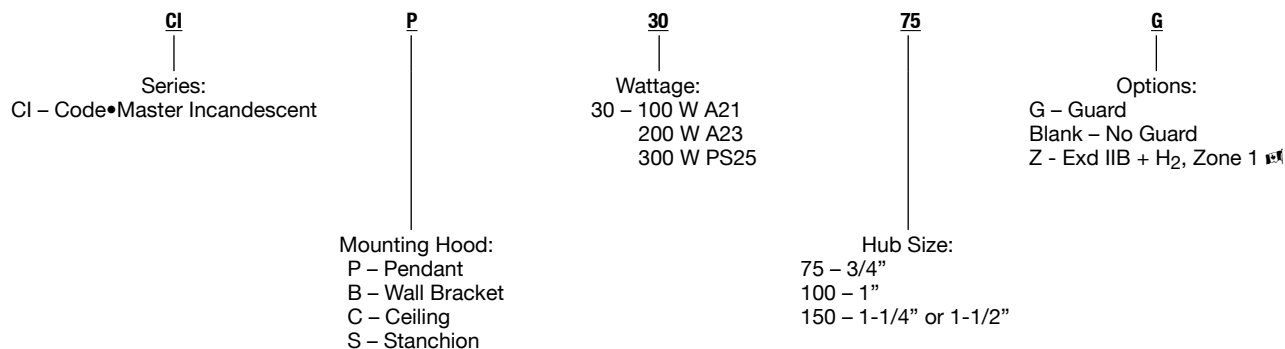
Class I, Division 1 and 2, Groups B, C, D, T3B  
 Class I, Zone 1 and 2, Groups IIB, IIA  
 Exd IIB + H<sub>2</sub>, Zone 1  
 Class II, Division 1 and 2, Groups E, F, G, T3B

### Class III

Type 3R, 4X

Order using catalog numbering guide below or select catalog number from tables on following pages.

### Catalog Numbering Guide



### Technical Data Thermal Suitability of Code•Master Incandescent Fixture.

Lamp Type	Lamp Watts (Max.)	Use Wire Supply °F/°C	Ambient Temperature °F/°C	Class I, Division 1, Groups C & D	Class II, Division 1, Groups E, F & G
Incandescent (A21)	100	167/75	104/40	<b>T5</b>	<b>T3C</b>
Incandescent (A23)	200	167/75	104/40	<b>T4</b>	<b>T3C</b>
Incandescent (PS25)	300	167/75	104/40	<b>T3C</b>	<b>T3C</b>

“T” Numbers Represent the Maximum External Temperature for Class I, Division 1 Locations and Maximum Surface Temperature Under Dust Blanket for Class II, Division 1 Locations.

“T” Number	T1	350	325	T2	T2A	T2B	T2C	T2D	T3	T3A	T3B	T3	T4	T4A	T5	T6
Temp Range (°F)	664-842	619-662	574-617	538-572	502-536	448-500	421-446	394-419	358-392	331-356	322-329	277-320	250-275	214-248	187-212	185
Temp Range (°C)	351-450	326-350	301-325	281-300	261-280	231-260	216-230	201-215	181-200	166-180	161-165	136-160	121-135	101-120	86-100	85

NOTE: The maximum operating temperature of the fixture must not exceed the ignition temperature of the gas, vapor or dust to be encountered per the National Electrical Code and the Canadian Electrical Code..

LIGHTING: EXPLOSIONPROOF – AREA – INCANDESCENT

Lighting

CSA Certification only.

1270



Visit our website at [www.appletonelec.com](http://www.appletonelec.com) or contact us at (800) 621-1506.

© January 2011

# Code•Master™ Incandescent Factory Sealed Luminaire Fixture Units and Accessories

## Explosionproof, Dust-Ignitionproof

For use with threaded metal conduit.







**NEC:**

Class I, Division 1, Groups C, D  
 Class II, Division 1 and 2, Groups E, F, G  
 Class III  
 NEMA 3R, 4X

**CEC:** <sup>14</sup>

Class I, Division 1 and 2, Groups B, C, D, T3B  
 Class I, Zone 1 and 2, Groups IIB, IIA  
 Exd IIB + H<sub>2</sub>, Zone 1  
 Class II, Division 1 and 2, Groups E, F, G, T3B  
 Class III

Type 3R, 4X

	Description	Weight lbs/kg	Catalog Number
<b>Fixture Unit Only</b>			
	Not including mounting hood	11/5	<b>CJNC30I</b>
<b>Optional White Polyester Reflector</b>			
	Standard Dome	2.5/1.1	<b>KR2-ST</b>
<b>Optional White Polyester Reflector</b>			
	Angled Reflector	2.5/1.1	<b>KR2-AN</b>
<b>Optional Aluminum Guard</b>			
		0.5/.2	<b>CJGU-15</b>
<b>Optional Three Way Exit Sign</b>			
		7.5/3.4	<b>CJEXRN</b>
<b>Replacement Connection Block</b>			
		0.5/.2	<b>VPT-7</b>

LIGHTING: EXPLOSIONPROOF – AREA – INCANDESCENT

Lighting