

A-51® Incandescent Factory Sealed Luminaires

Explosionproof

Suitable for use in Wet Locations. UNILETS for use with Threaded Metal Conduit.

For Group A and B

Class I, Division 1 and 2, Groups A, B, C, D
Class II, Division 1 and 2, Groups E, F, G
Class III

For Group C and D

Class I, Division 1 and 2, Groups C, D
Class II, Division 1 and 2, Groups E, F, G*
Class III

Applications

- A-51 Series Incandescent Class I, Groups A, B, C and D; and Class II, Groups E, F and G applications (see listings and area suitability chart).
- Ideal for use in chemical and petrochemical plants, and in other heavy process areas where ignitable vapors, dust, moisture and corrosive atmospheres may be present.
- Suitable for use in wet locations.
- Wide range of wattages – 60 W through 300 W incandescent lamps medium base.
- Choice of units with or without guard, as well as choice of porcelain, polyester or aluminum reflectors.
- Choice of mountings: pendant, ceiling, 25° stanchion, long bracket and 15° short bracket.
- Porcelain reflectors for standard applications and fiberglass reinforced polyester reflectors for installations where fixture is subject to exceptionally severe corrosive atmospheres. High bay reflector for installations where mounting height from work plane ranges from 20 to 30 feet/508" to 762 mm.
- Class I, Groups A and B fixtures have special UL-approved sintered metal flame arrester.

Features

- All A-51 fixtures are factory-sealed; no external sealing fittings required.
- New high temperature phenolic connection block in mounting hood has rugged leaf spring contacts – loosen two screws, rotate and remove for quick wiring.
- Safe, easy servicing or relamping without disconnecting any wiring. "Wireless" fixture unit easily threads off mounting hood for convenient servicing or for immediate exchange with "stand-by" unit.
- All joints are flame-tight.
- Specially formulated two-coat baked epoxy enamel provides superior protective finish to resist corrosion. Applied to all mounting hoods, fixture units and guards.
- New high temperature glass-reinforced phenolic socket block in fixture unit has collector ring and pin that automatically make electrical contact as fixture unit is threaded onto mounting hood.
- Globes in A-51 fixtures are explosionproof and heat- and impact-resistant glass. Prismatic configuration on globe interior provides light control while allowing smooth exterior surface for cleaning.
- A-51 fixture units have standardized threads to fit all A-51 and mounting hoods.
- All fixtures have aluminum inner reflector for increased lumen efficiency.
- A-51 fixture guards to protect globe are of rugged copperfree aluminum construction and double epoxy coated. Easily mount to globe ring with 3 screws.

Standard Materials

- Fixtures and guards: copperfree (4/10 of 1% max.) aluminum.
- Pendant mounting hoods: copperfree (4/10 of 1% max.) aluminum.
- Ceiling and bracket mounting hoods: malleable iron with aluminum adapters.
- Reflectors: porcelain-enameled steel, aluminum or fiberglass reinforced polyester.

Group A and B



Polyester Reflector

Porcelain Reflector



Group C and D



Polyester Reflector

Porcelain Reflector



Standard Finishes

- Fixtures, guards and mounting hoods: two-coat epoxy-clad finish. Epoxy powder coat finish, electrostatically applied for complete, uniform surface protection.
- Steel reflectors: white porcelain enamel.
- Polyester and aluminum reflectors: natural finish.

Certifications and Compliances

- UL Standard: UL 1598, UL 844
- UL Listed: E10444
- CSA Standard: C22.2 No. 250, C22.2 No. 137
- CSA Certified: 025428

A-51® Incandescent Factory Sealed Luminaire Classified Area Suitability

Explosionproof

Suitable for use in Wet Locations. UNILETS for use with Threaded Metal Conduit.

Class I, Division 1 and 2, Groups A, B, C, D.
 Class II, Division 1 and 2, Groups E, F, G
 Class III

Fixture Unit	Lamp Watts	Without Reflectors	Standard Dome	30° Angle	High Bay	Supply Wire °F/°C
Class I Division 1 and Division 2 Groups C and D						
AAU1N	100 W A19	T5	T5	T5	—	257/125
	100 W A21	T5	T5	T5	—	257/125
AAU15N	150 W A23	T3C	T3C	T3C	—	257/125
	200 W A25	T3C	T3C	T3C	—	257/125
	200 W PS25	T3C	T3C	T3C	—	257/125
	300 W PS25	T3C	T3A	T3A (D)	—	257/125
AAU2NS	200 W PS25	T3C	T3C	T3C	—	230/110
	200 W PS30	T3C	T3C	T3C	—	230/110
	300 W PS25	T3C	T3C	T3C	—	230/110
	300 W PS30	T3C	T3C	T3C	—	230/110
Class I Division 1 and Division 2 Groups A †, B, C and D						
AAUA15	150 W A23	T3C	T3C	T3C	—	230/110
	150 W A25	T3C	T3C	T3C	—	230/110
	200 W A25	T3C	T3C	T3C	—	230/110
	200 W PS25	T3C	T3C	T3C	—	230/110
AAUA2	200 W PS25	T3C	T3C	T3C	—	230/110
	200 W PS30	T3C	T3C	T3C	—	230/110
	300 W PS25	T3C	T3C	T3C	—	230/110
	300 W PS30	T3C	T3C	T3C	—	230/110
Class II Division 1 and Division 2 Groups E, F and G						
AAU1N	100 W A19	T3C	T3C	T3C	—	257/125
	100 W A21	T3C	T3C	T3C	—	257/125
AAU15N	150 W A23	T3C	T3C	T3C	—	257/125
	200 W A25	T3C	T3C	T3C	—	257/125
	200 W PS25	T3	T3	T3	—	257/125
	300 W PS25	T3	—	—	—	257/125
AAU2NS	200 W PS25	T3C	T3C	T3C	—	230/110
	200 W PS30	T3C	T3C	T3C	—	230/110
	300 W PS25	T3C	T3C	T3A (EF)	—	230/110
	300 W PS30	T3C	T3C	T3A (EF)	—	230/110

LIGHTING: EXPLOSIONPROOF — AREA — INCANDESCENT

Lighting

NOTE: Ambient suitability of these incandescent fixtures: 104°F/40 °C

† For Group A, use Pendant Mount only.








A-51® Incandescent Factory Sealed Luminaires

For Group A and B Locations. Explosionproof

Suitable for use in Wet Locations. UNILETS for use with Threaded Metal Conduit.

Class I, Division 1 and 2, Groups A♦, B, C, D
 Class II, Division 1 and 2, Groups E, F, G
 Class III

LIGHTING: EXPLOSIONPROOF — AREA — INCANDESCENT

		Hub Size (Inches)	Catalog Number ①②
Pendant ♦ — One Hub, Rigid or Flexible Mounting			
	60-200 W (AAUA-15)	1/2	AAPA1550
	PS-25	3/4	AAPA1575
	200-300 W (AAUA-2)	1/2	AAPA2050
	PS-30	3/4	AAPA2075
Ceiling — Four Hubs, Three Close-up Plugs			
	60-200 W (AAUA-15)	1/2	AACA1550
	PS-25	3/4	AACA1575
	200-300 W (AAUA-2)	1/2	AACA2050
	PS-30	3/4	AACA2075
15° Short Bracket — Two Hubs, One Close-up Plug			
	60-200 W (AAUA-15)	1/2	AASBA1550
	PS-25	3/4	AASBA1575
	200-300 W (AAUA-2)	1/2	AASBA2050
	PS-30	3/4	AASBA2075
Reflectors			
Porcelain	Polyester	Standard Dome	
			
16.00"/406.4 mm	16.00"/406.4 mm		
		60-200 W (AAUA-15)	Porcelain AARW-15ST
		200-300 W (AAUA-2)	AARW-2ST
			Polyester AARP-2ST
30° Angle			
			
12.00"/304.8 mm	12.00"/304.8 mm		
		60-200 W (AAUA-15)	AARW-15AN
		200-300 W (AAUA-2)	AARW-2AN
			AARP-2AN

① See A-51® Incandescent Factory Sealed Luminaire Classified Area Suitability page for suitability of specific fixtures.

② Add suffix -G to catalog number for optional guard.

♦ Shaded area indicates pendant mount is suitable for Class I, Group A in addition to other applicable area suitabilities.