

Ordering Information

Catalog No.	Finishes	Track Mountings	Lamps
9173BWH	Matte White	All Lytespan	MR16
9173BBK	Matte Black	Track Systems	50W Max.

Features

- Housing:** Aluminum.
- Socket:** Bi-pin base ceramic socket wired with No. 18 stranded Teflon leads with fiberglass outer sleeve.
- Transformer:** Electronic low voltage transformer with integral radio frequency interference filter and anti-crossover circuit for increased reliability; housed in extruded aluminum.
- Track Attachment Fitting:** Molded polycarbonate, rotates into track and locks on with push tab; integral polarity key guard.
- Push Tab:** Locks and detaches unit from track.
- Brass Contact:** Extends up for connection to second circuit when used with Advent® Lytespan track.
- Tension Pivot Mounts:** Steel. Allows for 180° horizontal rotation and 180° vertical rotation.
- Lamp Guard:** Tempered glass; can be substituted with 2" filter.
- Spring:** Steel spring holds lamp tight inside housing.

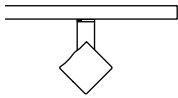
Electrical/Dimming

Dimming controls: Use only dimmers specifically designed for use with electronic transformers, like Lightolier Sunrise™ and Neptune Momentum QE™ series. Low voltage fixtures may produce audible sound when used with dimmers, which may be objectionable in acoustically critical areas.

Labels

UL

Job Information	Type:
Job Name:	
Cat. No.:	
Lamp(s):	
Notes:	

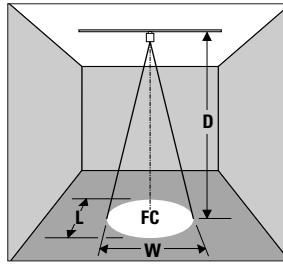


Lighting Data

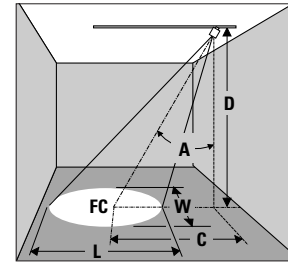
Aiming Angle:

L Beam length
W Beam width
C Distance to center of beam
D Distance
A Aiming angle
FC Footcandles
L and **W** are the outer points where the candlepower drops to 50% of the maximum. **FC** are the initial footcandles at the center of the beam.

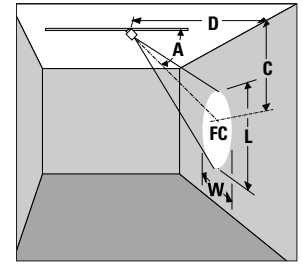
0°



30° 45° or 60° Horizontal



30° 45° or 60° Vertical



Lamp

Lamp	Beam Spread 50% Max CP	Beam Center C.P. Candelas	Rated Life-Hrs	0° Aiming Angle					A = 30° Aiming Angle					A = 45° Aiming Angle					A = 60° Aiming Angle				
				D	FC	L	W	D	C	FC	L	W	D	C	FC	L	W	D	C	FC	L	W	
20W MR16 (T-H) VNSP (EZX) 7°		8200	3000	7'	167	0.9'	0.9'	6'	3.5'	148	1.0'	0.8'	4'	4.0'	181	1.0'	0.7'	2'	3.5'	256	1.0'	0.5'	
20W MR16 (T-H) NSP (ESX) 13°		3600	3000	8'	56	1.8'	1.8'	5'	2.9'	94	1.5'	1.3'	3'	3.0'	141	1.4'	1.0'	2'	3.5'	113	1.9'	0.9'	
20W MR16 (T-H) FL (BAB) 40°		525	4000	10'	36	2.3'	2.3'	9'	5.2'	29	2.7'	2.4'	7'	7.0'	26	3.2'	2.3'	4'	6.9'	28	3.8'	1.8'	
20W MR16 (T-H) FL (BAB) 40°		525	4000	12'	25	2.7'	2.7'	11'	6.4'	19	3.4'	2.9'	9'	9.0'	16	4.2'	2.9'	5'	8.7'	18	4.7'	2.3'	
35W MR16 (T-H) NSP (FRB) 12°		6700	4000	2'	131	1.5'	1.5'	2'	1.2'	85	2.0'	1.7'	2'	2.0'	46	3.4'	2.1'	1'	1.7'	66	4.8'	1.5'	
35W MR16 (T-H) NSP (FRB) 12°		6700	4000	3'	58	2.2'	2.2'	3'	1.7'	38	3.0'	2.5'	3'	3.0'	21	5.0'	3.1'	2'	3.5	16	6.8'	2.9'	
35W MR16 (T-H) SP (FRA) 20°		3900	4000	4'	33	2.9'	2.9'	4'	2.3'	21	4.1'	3.4'	4'	4.0'	12	6.7'	4.1'	3'	5.2'	7	14.5'	4.4'	
35W MR16 (T-H) SP (FRA) 20°		3900	4000	5'	21	3.6'	3.6'	5'	2.9'	14	5.1'	4.2'	5'	5.0'	7	8.4'	5.1'	4'	6.9'	4	19.3'	5.8'	
35W MR16 (T-H) FL (FMW) 40°		1600	4000	7'	178	1.5'	1.5'	6'	3.5'	157	1.7'	1.5'	4'	4.0'	192	1.7'	1.2'	2'	3.5'	272	1.7'	0.8'	
35W MR16 (T-H) FL (FMW) 40°		1600	4000	6'	61	2.8'	2.8'	7'	4.0'	52	3.0'	2.9'	6'	6.0'	85	2.6'	1.8'	3'	5.2'	121	2.6'	1.3'	
35W MR16 (T-H) FL (FMW) 40°		1600	4000	10'	39	3.5'	3.5'	12'	6.9'	39	3.4'	2.9'	8'	8.0'	48	3.4'	2.4'	4'	6.9'	68	3.5'	1.7'	
35W MR16 (T-H) FL (FMW) 40°		1600	4000	16'	34	3.4'	3.4'	15'	8.7'	25	4.2'	3.6'	10'	10.0'	31	4.3'	3.0'	5'	8.7'	44	4.3'	2.1'	
42W MR16 (T-H) VNSP (EZY) 9°		13100	3500	6'	108	2.1'	2.1'	5'	2.9'	101	2.4'	2.0'	3'	3.0'	153	2.2'	1.5'	2'	3.5'	122	3.1'	1.4'	
42W MR16 (T-H) VNSP (EZY) 9°		13100	3500	8'	44	4.4'	4.4'	7'	4.0'	52	3.0'	2.9'	5'	5.0'	55	3.6'	2.5'	3'	5.2'	54	9.7'	2.9'	
42W MR16 (T-H) VNSP (EZY) 9°		13100	3500	10'	25	5.8'	5.8'	9'	5.2'	31	4.3'	3.7'	7'	7.0'	28	5.1'	3.5'	4'	6.9'	30	6.2'	2.8'	
42W MR16 (T-H) VNSP (EZY) 9°		13100	3500	12'	27	4.2'	4.2'	11'	6.4'	21	5.2'	4.5'	9'	9.0'	17	6.6'	4.5'	5'	8.7'	20	7.8'	3.5'	
42W MR16 (T-H) NFL (EYS) 27°		2400	4000	4'	100	2.9'	2.9'	3'	1.7'	115	3.0'	2.5'	3'	3.0'	63	5.0'	3.1'	1'	1.7'	200	4.8'	1.5'	
42W MR16 (T-H) NFL (EYS) 27°		2400	4000	6'	67	2.9'	2.9'	5'	2.9'	62	3.3'	2.8'	4'	4.0'	35	6.7'	4.1'	2'	3.5	50	9.7'	2.9'	
42W MR16 (T-H) NFL (EYS) 27°		2400	4000	8'	38	3.8'	3.8'	7'	4.0'	32	4.6'	3.9'	5'	5.0'	34	5.1'	3.4'	3'	5.2'	33	7.0'	2.9'	
42W MR16 (T-H) NFL (EYS) 27°		2400	4000	10'	24	4.8'	4.8'	9'	5.2'	19	5.9'	5.0'	6'	6.0'	24	6.1'	4.1'	4'	6.9'	19	9.3'	3.8'	
50W MR16 (T-H) NSP (EXT) 14°		10200	4000	8'	159	2.0'	2.0'	7'	4.0'	135	2.3'	2.0'	5'	5.0'	144	2.5'	1.7'	3'	5.2'	142	3.1'	1.5'	
50W MR16 (T-H) NSP (EXT) 14°		10200	4000	12'	71	2.9'	2.9'	10'	5.8'	66	3.3'	2.8'	7'	7.0'	74	3.5'	2.4'	4'	6.9'	80	4.1'	2.0'	
50W MR16 (T-H) NSP (EXT) 14°		10200	4000	16'	40	3.8'	3.9'	13'	7.5'	39	4.3'	3.7'	9'	9.0'	45	4.5'	3.1'	5'	8.7'	51	5.1'	2.5'	
50W MR16 (T-H) NSP (EXT) 14°		10200	4000	20'	26	4.9'	4.9'	15'	9.2'	28	5.3'	4.5'	11'	11.0'	30	5.5'	3.8'	6'	10.4'	35	6.2'	2.9'	
50W MR16 (T-H) NFL (EXZ) 27°		3400	4000	6'	94	2.9'	2.9'	5'	2.9'	88	3.3'	2.8'	3'	3.0'	134	3.1'	2.0'	2'	3.5'	106	4.6'	1.9'	
50W MR16 (T-H) NFL (EXZ) 27°		3400	4000	8'	53	3.8'	3.8'	7'	4.0'	45	4.6'	3.9'	5'	5.0'	48	5.1'	3.4'	3'	5.2'	47	7.0'	2.9'	
50W MR16 (T-H) NFL (EXZ) 27°		3400	4000	10'	34	4.8'	4.8'	9'	5.2'	27	5.9'	5.0'	7'	7.0'	25	7.1'	4.8'	4'	6.9'	27	9.3'	3.8'	
50W MR16 (T-H) NFL (EXZ) 27°		3400	4000	12'	24	5.8'	5.8'	11'	6.4'	18	7.2'	6.1'	9'	9.0'	15	9.2'	6.1'	5'	8.7'	17	11.6'	4.8'	
50W MR16 (T-H) FL (EXN) 40°		1850	4000	4'	116	2.9'	2.9'	3'	1.7'	134	3.0'	2.5'	3'	3.0'	73	5.0'	3.1'	1'	1.7'	231	4.8'	1.5'	
50W MR16 (T-H) FL (EXN) 40°		1850	4000	6'	51	4.4'	4.4'	5'	2.9'	48	5.1'	4.2'	4'	4.0'	41	6.7'	4.1'	2'	3.5	59	9.7'	2.9'	
50W MR16 (T-H) FL (EXN) 40°		1850	4000	8'	29	5.8'	5.8'	7'	4.0'	25	7.1'	5.9'	5'	5.0'	26	8.4'	5.1'	3'	5.2'	26	14.5'	4.4'	
50W MR16 (T-H) FL (EXN) 40°		1850	4000	10'	19	7.3'	7.3'	9'	5.2'	15	9.1'	7.6'	6'	6.0'	18	10.1'	6.2'	4'	6.9'	14	19.3'	5.8'	
50W MR16 (T-H) WFL (FNV) 55°		1150	4000	3'	128	3.1'	3.1'	3'	1.7'	83	4.6'	3.6'	2'	2.0'	102	5.7'	2.9'	1'	1.7'	144	22.3'	2.1'	
50W MR16 (T-H) WFL (FNV) 55°		1150	4000	5'	46	5.2'	5.2'	5'	2.9'	30	7.8'	6.0'	3'	3.0'	45	8.6'	4.4'	2'	3.5	36	44.5'	4.2'	
50W MR16 (T-H) WFL (FNV) 55°		1150	4000	7'	23	7.3'	7.3'	7'	4.0'	15	10.7'	8.4'	4'	4.0'	25	11.4'	5.8'	3'	5.2'	16	66.8'	6.2'	
50W MR16 (T-H) WFL (FNV) 55°		1150	4000	9'	14	9.4'	9.4'	9'	5.2'	9	13.7'	10.8'	5'	5.0'	15	14.3'	7.4'	4'	6.9'	9	89.1'	8.3'	

Job Information

Type:

Lightolier a Genlyte Thomas Company www.lightolier.com
 631 Airport Road, Fall River, MA 02720 • (508) 679-8131 • Fax (508) 674-4710
 We reserve the right to change details of design, materials and finish.
 © 2006 Genlyte Group LLC • C0706

LIGHTOLIER®