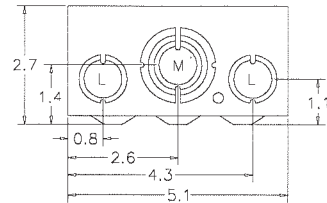
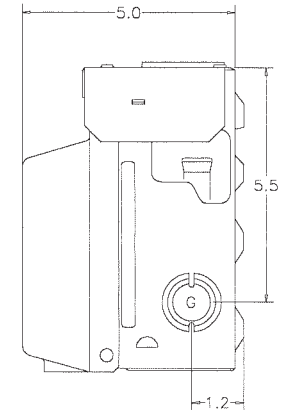
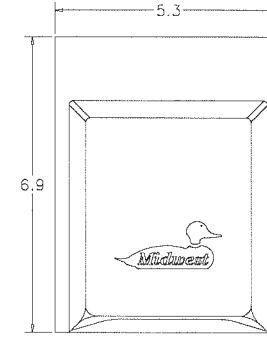
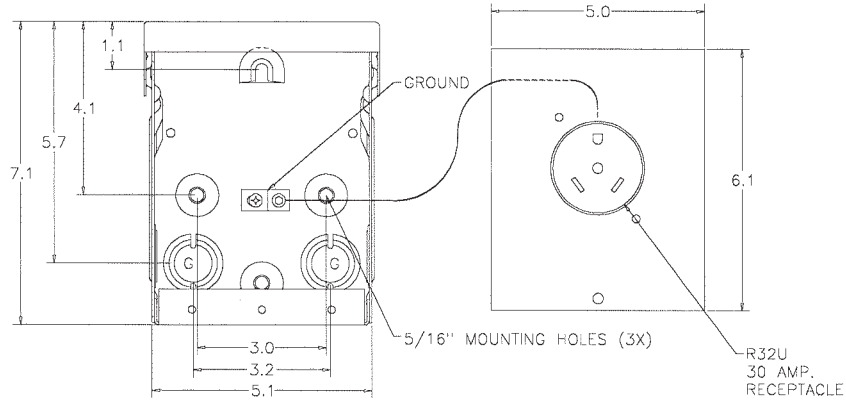
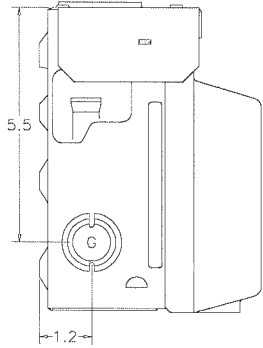
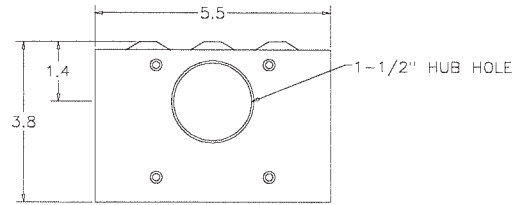


WIRE RANGE TABLE F:

CONNECTOR	COPPER		ALUMINUM	
	SOLID	STRAND	SOLID	STRAND
LINE	14-10	14-10	-----	-----
LOAD	-----	-----	-----	-----
NEUTRAL	14-10	14-10	-----	-----
EQUIP. GRND.	12-8	12-2	-----	-----

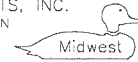


KNOCKOUT TABLE:

L= 1/2", 3/4" KO
M= 1/2", 3/4", 1", 1-1/4" KO
G= 1/2", 3/4", 1" KO

SH9

MIDWEST ELECTRIC
PRODUCTS, INC.
Mankato, MN



Dr. By: JDE

Ck. By:

CR: ROB14112

* = Critical To Quality

Unless Otherwise Specified

Tolerances On:
3 Pl. Decimals ± .010
2 Pl. Decimals ± .030
Fractions ± 1/32
Angles ± 1/2°
Holes ± .003
Dimensions Are In Inches

AutoCad
Generated

SCALE
1 : 1

SIZE
A

SHEET 1 OF 1

TITLE: U013 AND U013P
OUTLINE DRAWING

DWG NO:
265A6204

Rev.1 CR ROB14112 JE 3-19-08

