


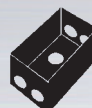
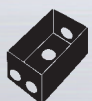
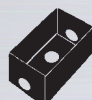
1-Gang Boxes

Suitable for wet locations

- All 1-gang boxes available with or without attached swivel lugs.
- 2.75" x 4.5" x 2.0" deep.
- Heavy duty die-cast aluminum, .094" thick, with powder finish.
- For use in all indoor and outdoor damp or wet locations, with all standard FS, outlet, lampholder or splice box covers.
- Ground screw and 2 close-up plugs supplied with each box.
- Pre-tapped ground screw hole.
- UL Listed.
- NEMA 3R Rated.
- Comply with Federal Specification AA-50563.
- All of the boxes on pages B4 and B5 are made in the U.S.A.



With Permanently Attached Mounting Lugs



Catalog No.	No. Outlets	Location	Hub Size	Color	Lugs	Cubic Capacity	Carton Quantity	Weight per 100 units
30203	3	1 in each end, 1 in back	1/2"	Gray	Yes	18.3	25	52 lbs.
30203B	3	1 in each end, 1 in back	1/2"	Black	Yes	18.3	25	52 lbs.
30203W	3	1 in each end, 1 in back	1/2"	White	Yes	18.3	25	52 lbs.
30203Z	3	1 in each end, 1 in back	1/2"	Bronze	Yes	18.3	25	52 lbs.
30206	3	1 in each end, 1 in back	3/4"	Gray	Yes	18.3	25	60 lbs.
30206W	3	1 in each end, 1 in back	3/4"	White	Yes	18.3	25	60 lbs.
30206Z	3	1 in each end, 1 in back	3/4"	Bronze	Yes	18.3	25	60 lbs.
30209	4	2 in 1 end, 1 in the other, 1 in back	1/2"	Gray	Yes	18.0	25	60 lbs.
30209W	4	2 in 1 end, 1 in the other, 1 in back	1/2"	White	Yes	18.0	25	60 lbs.
30209Z	4	2 in 1 end, 1 in the other, 1 in back	1/2"	Bronze	Yes	18.0	25	60 lbs.
30212	4	2 in 1 end, 1 in the other, 1 in back	3/4"	Gray	Yes	18.0	25	58 lbs.
30212W	4	2 in 1 end, 1 in the other, 1 in back	3/4"	White	Yes	18.0	25	58 lbs.
30212Z	4	2 in 1 end, 1 in the other, 1 in back	3/4"	Bronze	Yes	18.0	25	58 lbs.
30215	5	2 in each end, 1 in back	1/2"	Gray	Yes	18.0	25	60 lbs.
30215W	5	2 in each end, 1 in back	1/2"	White	Yes	18.0	25	60 lbs.
30215Z	5	2 in each end, 1 in back	1/2"	Bronze	Yes	18.0	25	60 lbs.
30218	5	2 in each end, 1 in back	3/4"	Gray	Yes	18.0	25	56 lbs.
30221	5	1 in each end, 1 each side, 1 in back	1/2"	Gray	Yes	18.0	25	60 lbs.
30224	5	1 in each end, 1 each side, 1 in back	3/4"	Gray	Yes	18.0	25	58 lbs.
30227	6	1 in each end, 2 in 1 side, 1 in other side, 1 in back	1/2"	Gray	Yes	18.0	25	62 lbs.
30228	6	1 in each end, 2 in 1 side, 1 in other side, 1 in back	3/4"	Gray	Yes	18.0	25	58 lbs.

