


# Weatherproof Boxes, Covers, Lampholders and Lighting Fixtures

## Applications

- Use in branch circuit wiring for wet, damp or dry locations.
- May be used as a junction box or a device box for switches, receptacles, GFCIs, etc.
- Lampholders are for use in exterior and interior applications to provide safety and security for driveways, doorways and walkways.
- Lighting fixtures are for use in areas where moisture ingress is a concern such as construction sites, tunnels, bridges and subways.

## Features

- Rugged continuous and seamless diecast construction prevents entry of dirt, dust and moisture.
- Powder coating is applied for uniform cosmetic coating and weatherproof durability.
- Mounting can be achieved with mounting lugs (provided) or by using the integral mounting knockouts.
- Smooth, accurately tapped hubs prevent wire abrasion.
- Clear UL marking and volumetric marking cast into each box and extension ring facilitate electrical inspection.
- Continuous box and cover compression ensure complete sealing at gasket interface to prevent moisture entry.
- Lockable covers and covers with integral devices are offered.
- Closure plugs (2), mounting lugs (2) and green ground screw provided with each box.
- Mounting hardware and gasket provided with each cover.
- Locking swivel knuckle on lampholders permits positive lamp positioning and accurate directional aiming.
- Lampholders are supplied with all hardware including locknuts, porcelain sockets and internal gaskets for reliability and weather protection.
- Photocells and lampholders are supplied with long leads (4" from the end of the knuckle) to facilitate wiring.
- Lighting fixtures are factory assembled and fully gasketed to ensure fast and easy installation.
- Complete installation instructions are provided with each item.
- In-Use covers include patented inserts and comply with NEC® requirements.
- Lighting fixtures are individually boxed, labeled and bar coded for ease of handling and identification.



Most of the boxes, covers and lampholders are individually shrink wrapped, labeled and bar coded for ease of handling and identification.

Sturdy corrugated boxes with easy lift-off top with shrink wrapping facilitate merchandising.

## Material/Finish

- Boxes, extensions, covers, lamp-holders, lighting fixtures, and closure plugs: diecast aluminum
- In-use covers: polycarbonate
- Lugs: stamped aluminum (one- and two-gang boxes), integrally cast (round boxes)
- Cover screws: plated steel
- Gaskets: closed cell foam (covers), fiber (lampholders), closed cell foam or fiber (lighting fixtures)
- Glass: annealed glass
- Sockets: porcelain (lampholders and lighting fixtures)






## Compliances and Certifications

- UL Standard: 514A, 514D, 1598 as applicable
- UL Listed: E2527
- CSA Standard: C22.2 No. 18.1, C22.2 No. 250.0 as applicable
- cUL Listed: E2527
- NEMA: FB-1, OS-1

# One-Gang Weatherproof Outlet Boxes and Extensions

Closure plugs, ground screw and mounting lugs included.

UL Standard: 514A  
 UL Listed: E2527  
 CSA Standard: C22.2 No. 18.1  
 cUL Listed: E2527  
 NEMA: FB-1, OS-1

	Catalog Number	Depth (inches)	Wiring Cubic Inch Capacity	Hub Size (inches)	No. of Hubs
	WSL150 *	2	18.3	1/2	4
	WSL175	2	18.3	3/4	4
	WSM150 *	2	18.3	1/2	3
	WSM175	2	18.3	3/4	3
	WSM110	2	18.3	1	3
	WSP150	2	18.3	1/2	5
	WSP175	2	18.3	3/4	5
	WSX150	2	18.3	1/2	5
	WSX175	2	18.3	3/4	5
	WSX110	2	18.3	1	5
	WDM150	2-5/8	25.5	1/2	3
	WDM175	2-5/8	25.5	3/4	3
	WDM110	2-5/8	25.5	1	3

Commercial Products




COMMERCIAL PRODUCTS: WEATHERPROOF OUTLET BOXES AND COVERS

\* Catalog number shown represents gray color. White (Suffix **W**) and Bronze (Suffix **B**) also available. Consult local sales representative for lead time.

# One-Gang Weatherproof Outlet Boxes and Extensions

Closure plugs, ground screw and mounting lugs included.

UL Standard: 514A  
 UL Listed: E2527  
 CSA Standard: C22.2 No. 18.1  
 cUL Listed: E2527  
 NEMA: FB-1, OS-1

	Catalog Number	Depth (inches)	Wiring Cubic Inch Capacity	Hub Size (inches)	No. of Hubs
	WDX150	2-5/8	25.5	1/2	5
	WDX175	2-5/8	25.5	3/4	5
	WDX110	2-5/8	25.5	1	5
	WE1	1	9.5	–	–
	WEFX50	1-1/2	12.5	1/2	4
	WEFX75	1-1/2	12.5	3/4	4

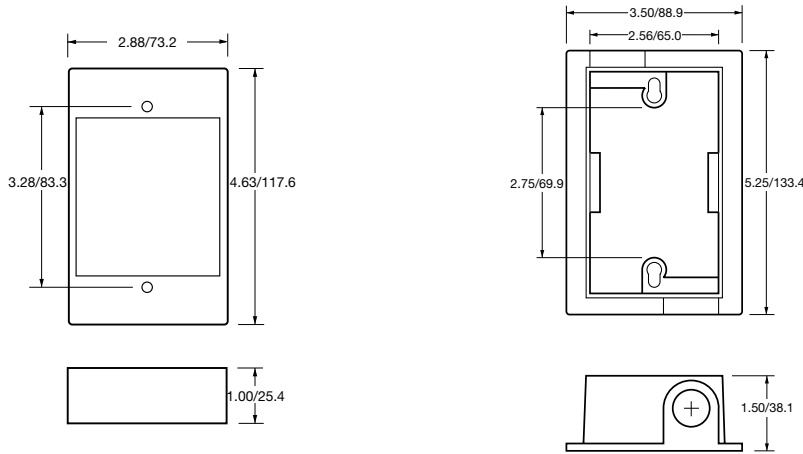
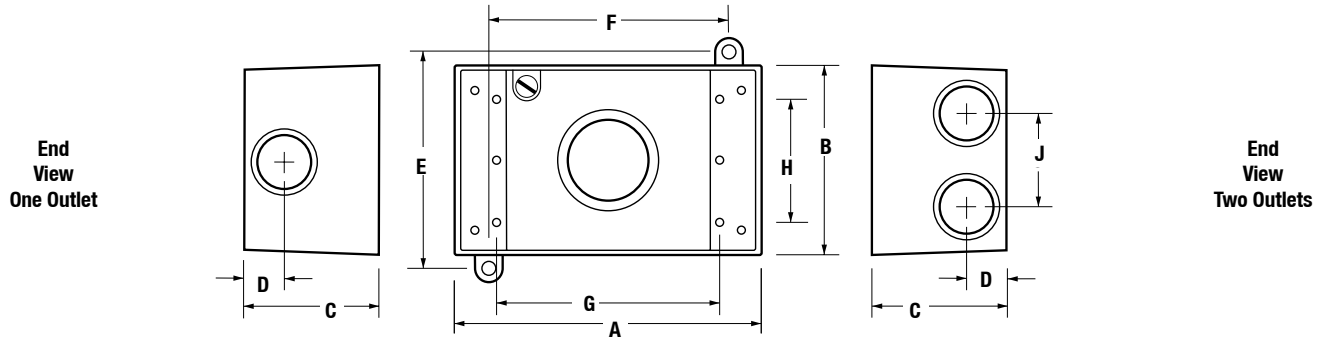
Commercial Products

COMMERCIAL PRODUCTS: WEATHERPROOF OUTLET BOXES AND COVERS

# One-Gang Box and Extension Dimensions

Closure plugs, ground screw and mounting lugs included.

UL Standard: 514A  
 UL Listed: E2527  
 CSA Standard: C22.2 No. 18.1  
 cUL Listed: E2527  
 NEMA: FB-1, OS-1



### Dimensions (Inches/Millimeters)

Extensions and Extension Adapters are used to provide additional capacity needed for NEC box fill requirements. Adapters allow installer to add "take-offs" to new boxes and/or devices.

Extension E1






Flanged Extension Adapter: WEFX50, WEFX75

Catalog Number	A	B	C	D	E	F	G	H	J
WSL150	4.56/115.8	2.81/71.4	2.00/50.8	0.68/17.5	3.06/77.7	3.50/88.9	3.25/82.6	1.88/47.8	1.43/36.5
WSL175	4.56/115.8	2.81/71.4	2.00/50.8	0.68/17.5	3.06/77.7	3.50/88.9	3.25/82.6	1.88/47.8	1.43/36.5
WSM150	4.56/115.8	2.81/71.4	2.00/50.8	0.68/17.5	3.06/77.7	3.50/88.9	3.25/82.6	1.88/47.8	-
WSM175	4.56/115.8	2.81/71.4	2.00/50.8	0.68/17.5	3.06/77.7	3.50/88.9	3.25/82.6	1.88/47.8	-
WSM110	4.56/115.8	2.81/71.4	2.00/50.8	0.68/17.5	3.06/77.7	3.50/88.9	3.25/82.6	1.88/47.8	-
WSP150	4.56/115.8	2.81/71.4	2.00/50.8	0.68/17.5	3.06/77.7	3.50/88.9	3.25/82.6	1.88/47.8	1.43/36.5
WSP175	4.56/115.8	2.81/71.4	2.00/50.8	0.68/17.5	3.06/77.7	3.50/88.9	3.25/82.6	1.88/47.8	1.43/36.5
WSX150	4.56/115.8	2.81/71.4	2.00/50.8	0.68/17.5	3.06/77.7	3.50/88.9	3.25/82.6	1.88/47.8	-
WSX175	4.56/115.8	2.81/71.4	2.00/50.8	0.68/17.5	3.06/77.7	3.50/88.9	3.25/82.6	1.88/47.8	-
WSX110	4.56/115.8	2.81/71.4	2.00/50.8	0.68/17.5	3.06/77.7	3.50/88.9	3.25/82.6	1.88/47.8	-
WDM150	4.56/115.8	2.81/71.4	2.63/66.8	0.75/19.1	3.06/77.7	3.50/88.9	3.25/82.6	1.88/47.8	-
WDM175	4.56/115.8	2.81/71.4	2.63/66.8	0.75/19.1	3.06/77.7	3.50/88.9	3.25/82.6	1.88/47.8	-
WDM110	4.56/115.8	2.81/71.4	2.63/66.8	0.75/19.1	3.06/77.7	3.50/88.9	3.25/82.6	1.88/47.8	-
WDX150	4.56/115.8	2.81/71.4	2.63/66.8	0.75/19.1	3.06/77.7	3.50/88.9	3.25/82.6	1.88/47.8	-
WDX175	4.56/115.8	2.81/71.4	2.63/66.8	0.75/19.1	3.06/77.7	3.50/88.9	3.25/82.6	1.88/47.8	-
WDX110	4.56/115.8	2.81/71.4	2.63/66.8	0.75/19.1	3.06/77.7	3.50/88.9	3.25/82.6	1.88/47.8	-

# Two-Gang Weatherproof Outlet Boxes and Extensions

Closure plugs, ground screw and mounting lugs included.

UL Standard: 514A  
 UL Listed: E2527  
 CSA Standard: C22.2 No. 18.1  
 cUL Listed: E2527  
 NEMA: FB-1, OS-1

	Catalog Number	Depth (inches)	Wiring Cubic Inch Capacity	Hub Size (inches)	No. of Hubs
	WSK250	2.2	30.2	1/2	7
	WSK275	2.2	30.2	3/4	7
	WSL250	2.2	30.2	1/2	4
	WSL275	2.2	30.2	3/4	4
	WSM250	2.2	30.2	1/2	3
	WSM275	2.2	30.2	3/4	3
	WSM210	2.2	30.2	1	3
	WSP250	2.2	30.2	1/2	5
	WSP275	2.2	30.2	3/4	5
	WSR250	2.2	30.2	1/2	6
	WSR275	2.2	30.2	3/4	6

Commercial Products

COMMERCIAL PRODUCTS: WEATHERPROOF OUTLET BOXES AND COVERS

# Two-Gang Weatherproof Outlet Boxes and Extensions

Closure plugs, ground screw and mounting lugs included.

UL Standard: 514A  
 UL Listed: E2527  
 CSA Standard: C22.2 No. 18.1  
 cUL Listed: E2527  
 NEMA: FB-1, OS-1

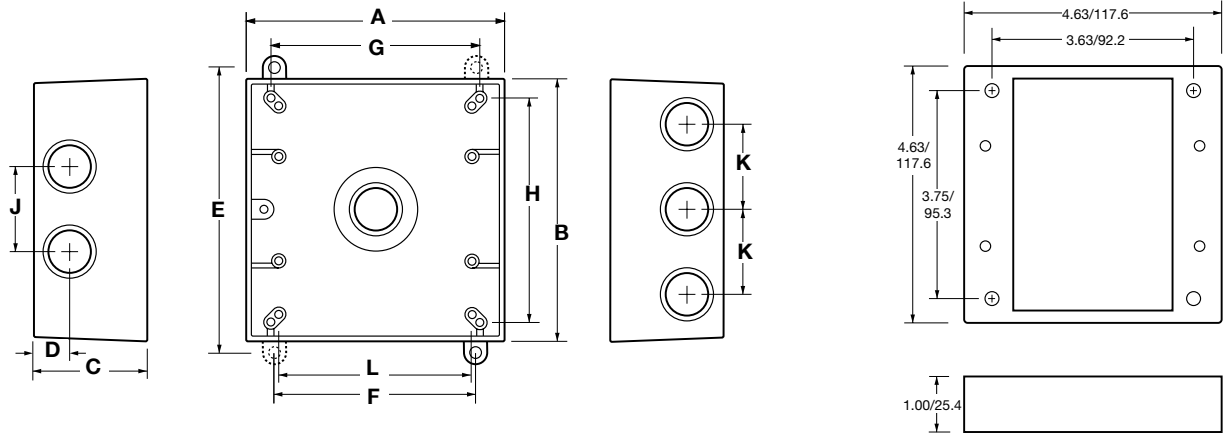
	Catalog Number	Depth (inches)	Wiring Cubic Inch Capacity	Hub Size (inches)	No. of Hubs
	WST250	2.2	30.2	1/2	7
	WST275	2.2	30.2	3/4	7
	WSX250	2.2	30.2	1/2	5
	WSX275	2.2	30.2	3/4	5
	WSX210	2.2	30.2	1	5
	WDK250	2.78	36	1/2	7
	WDK275	2.78	36	3/4	7
	WDK210	2.78	36	1	7
	WDP250	2.78	36	1/2	5
	WDP275	2.78	36	3/4	5
	WDP210	2.78	36	1	5
	WE2	1	16.0	—	—

Commercial Products

COMMERCIAL PRODUCTS: WEATHERPROOF OUTLET BOXES AND COVERS

# Two-Gang Box and Extension Dimensions

UL Standard: 514A  
 UL Listed: E2527  
 CSA Standard: C22.2 No. 18.1  
 cUL Listed: E2527  
 NEMA: FB-1, OS-1



Extension WE2 – Dimensions (Inches/Millimeters)

Extensions and Extension Adapters are used to provide additional capacity needed for NEC box fill requirements. Adapters allow installer to add “take-offs” to new boxes and/or devices.

Catalog Number	A	B	C	D	E	F	G	H	J	K	L
WSK250	4.52/115.0	4.52/115.0	2.14/54.5	0.63/16.0	4.86/123.6	3.86/98.2	3.69/93.7	3.78/96.1	-	-	3.25/82.6
WSK275	4.52/115.0	4.52/115.0	2.14/54.5	0.63/16.0	4.86/123.6	3.86/98.2	3.69/93.7	3.78/96.1	-	-	3.25/82.6
WSL250	4.52/115.0	4.52/115.0	2.14/54.5	0.63/16.0	4.86/123.6	3.86/98.2	3.69/93.7	3.78/96.1	1.50/38.1	-	3.25/82.6
WSL275	4.52/115.0	4.52/115.0	2.14/54.5	0.63/16.0	4.86/123.6	3.86/98.2	3.69/93.7	3.78/96.1	1.50/38.1	-	3.25/82.6
WSM250	4.52/115.0	4.52/115.0	2.14/54.5	0.63/16.0	4.86/123.6	3.86/98.2	3.69/93.7	3.78/96.1	-	-	3.25/82.6
WSM275	4.52/115.0	4.52/115.0	2.14/54.5	0.63/16.0	4.86/123.6	3.86/98.2	3.69/93.7	3.78/96.1	-	-	3.25/82.6
WSM210	4.52/115.0	4.52/115.0	2.14/54.5	0.63/16.0	4.86/123.6	3.86/98.2	3.69/93.7	3.78/96.1	-	-	3.25/82.6
WSP250	4.52/115.0	4.52/115.0	2.14/54.5	0.63/16.0	4.86/123.6	3.86/98.2	3.69/93.7	3.78/96.1	1.50/38.1	-	3.25/82.6
WSP275	4.52/115.0	4.52/115.0	2.14/54.5	0.63/16.0	4.86/123.6	3.86/98.2	3.69/93.7	3.78/96.1	1.50/38.1	-	3.25/82.6
WSR250	4.52/115.0	4.52/115.0	2.14/54.5	0.63/16.0	4.86/123.6	3.86/98.2	3.69/93.7	3.78/96.1	1.50/38.1	-	3.25/82.6
WSR275	4.52/115.0	4.52/115.0	2.14/54.5	0.63/16.0	4.86/123.6	3.86/98.2	3.69/93.7	3.78/96.1	1.50/38.1	-	3.25/82.6
WST250	4.52/115.0	4.52/115.0	2.14/54.5	0.63/16.0	4.86/123.6	3.86/98.2	3.69/93.7	3.78/96.1	-	1.50/38.1	3.25/82.6
WST275	4.52/115.0	4.52/115.0	2.14/54.5	0.63/16.0	4.86/123.6	3.86/98.2	3.69/93.7	3.78/96.1	-	1.50/38.1	3.25/82.6
WSX250	4.52/115.0	4.52/115.0	2.14/54.5	0.63/16.0	4.86/123.6	3.86/98.2	3.69/93.7	3.78/96.1	-	-	3.25/82.6
WSX275	4.52/115.0	4.52/115.0	2.14/54.5	0.63/16.0	4.86/123.6	3.86/98.2	3.69/93.7	3.78/96.1	-	-	3.25/82.6
WSX210	4.52/115.0	4.52/115.0	2.14/54.5	0.63/16.0	4.86/123.6	3.86/98.2	3.69/93.7	3.78/96.1	-	-	3.25/82.6
WDK250	4.52/115.0	4.52/115.0	2.66/67.8	0.85/21.7	4.86/123.6	3.86/98.2	3.69/93.7	3.78/96.1	1.50/38.1	-	3.25/82.6
WDK275	4.52/115.0	4.52/115.0	2.66/67.8	0.85/21.7	4.86/123.6	3.86/98.2	3.69/93.7	3.78/96.1	1.50/38.1	-	3.25/82.6
WDK210	4.52/115.0	4.52/115.0	2.66/67.8	0.85/21.7	4.86/123.6	3.86/98.2	3.69/93.7	3.78/96.1	1.50/38.1	-	3.25/82.6
WDP250	4.52/115.0	4.52/115.0	2.66/67.8	0.85/21.7	4.86/123.6	3.86/98.2	3.69/93.7	3.78/96.1	1.50/38.1	-	3.25/82.6
WDP275	4.52/115.0	4.52/115.0	2.66/67.8	0.85/21.7	4.86/123.6	3.86/98.2	3.69/93.7	3.78/96.1	1.50/38.1	-	3.25/82.6
WDP210	4.52/115.0	4.52/115.0	2.66/67.8	0.85/21.7	4.86/123.6	3.86/98.2	3.69/93.7	3.78/96.1	1.50/38.1	-	3.25/82.6




# Round Weatherproof Outlet Boxes and Extensions

Closure plugs, ground screw and mounting lugs included.

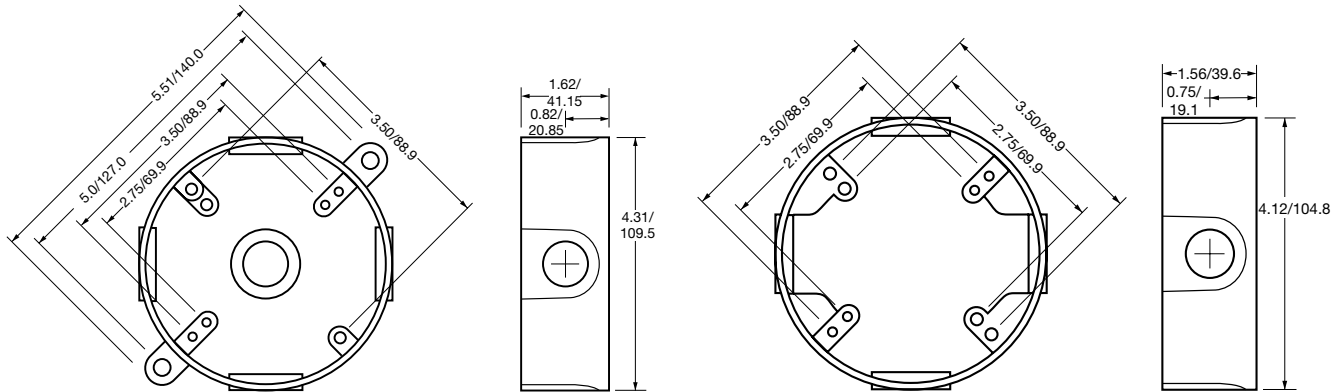
UL Standard: 514A  
 UL Listed: E2527  
 CSA Standard: C22.2 No. 18.1  
 cUL Listed: E2527  
 NEMA: FB-1, OS-1

Commercial Products

COMMERCIAL PRODUCTS: WEATHERPROOF OUTLET BOXES AND COVERS

	Catalog Number	Depth (inches)	Wiring Cubic Inch Capacity	Hub Size (inches)	No. of Hubs
	WRX50 *	1.62	16.0	1/2	5
	WRX75 *	1.62	16.0	3/4	5
	WRX50CG	1.62	16.0	1/2	5
	WRX75CG	1.62	16.0	3/4	5
	WERX50	1.62	16.5	1/2	4
	WERX75	1.62	16.5	3/4	4

## Dimensions (Inches/Millimeters)



WRX50  
 WRX75  
 WRX50CG  
 WRX75CG

### Extension WERX50/WERX75

Extensions and Extension Adapters are used to provide additional capacity needed for NEC box fill requirements. Adapters allow installer to add "take-offs" to new boxes and/or devices.

\* Catalog number shown represents gray color. White (Suffix **W**) and Bronze (Suffix **B**) also available. Consult local sales representative for lead time.


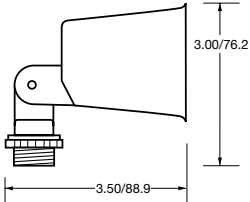


# Weatherproof Lampholders

UL Standard: 1598  
 CSA Standard: C22.2 No. 250

**Locking swivel knuckle permits lamp positioning and aiming.**

Supplied with porcelain sockets, gaskets, extra long leads, locknut and other hardware. For aiming horizontal or downward. For use with 150 W.

	Catalog Number	Description	Color	
	WLU1	Unfinished Lampholder	Metal	
	WLI *	Finished Lampholder	Gray	

Commercial Products

COMMERCIAL PRODUCTS: WEATHERPROOF OUTLET BOXES AND COVERS

\* Catalog number shown represents gray color. White (Suffix W) and Bronze (Suffix B) also available. Consult local sales representative for lead time.


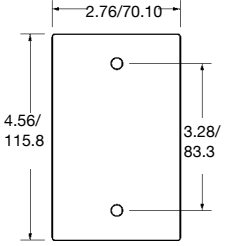

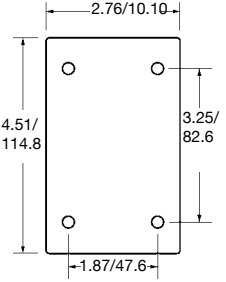

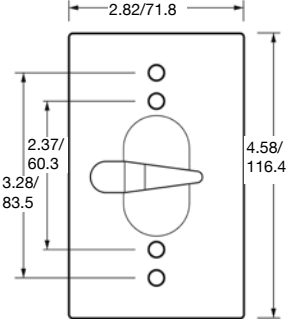

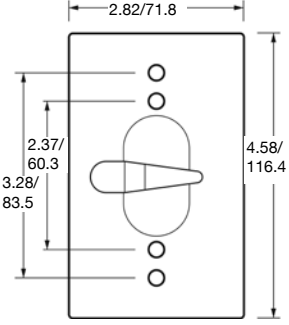

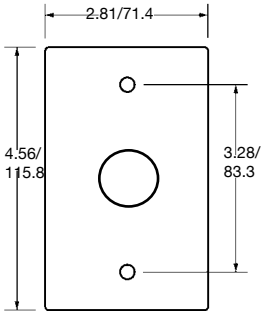
# One-Gang Weatherproof Covers

Gasket and mounting hardware included.

UL Standard: 514D  
 UL Listed: E2527  
 CSA Standard: C22.2 No. 18.1  
 cUL Listed: E2527  
 NEMA: OS-1

Commercial Products

COMMERCIAL PRODUCTS: WEATHERPROOF OUTLET BOXES AND COVERS

	Catalog Number	Description	Orientation	For use with devices	Color	
	<b>WCB1</b>	Blank Cover, 2-screws (stamped aluminum)	Universal	—	Gray	
	<b>WCB14</b>	Blank Cover, 4-screws (stamped aluminum)	Universal	—	Gray	
	<b>WCT1</b>	Toggle Switch Cover	Vertical	Switch (10A - 20A)	Gray	
	<b>WCT115</b>	Toggle Switch Cover w/switch	Vertical	Switch (15A, 1-pole)	Gray	
	<b>WCT113</b>	Toggle Switch Cover w/switch	Vertical	Switch (15A, 3 Way)	Gray	
	<b>WCE1</b>	Cover with Photocell (stamped aluminum)	Universal	Photocell (120A, 300W)	Gray	

# One-Gang Weatherproof Covers


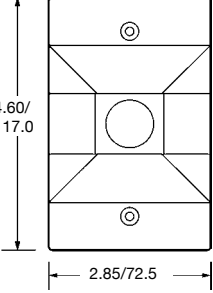

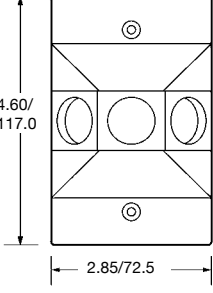

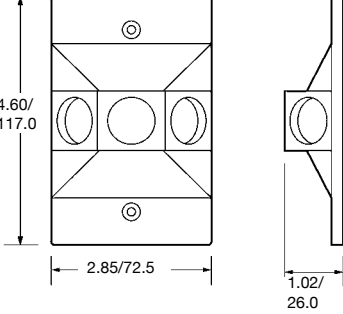
Gasket and mounting hardware included.

UL Standard: 514A, 1598

UL Listed: E53330

CSA Standard: C22.2 No. 18.1, C22.2 No. 250

NEMA: OS-1

	Catalog Number	Description	Orientation	For use with devices	Color	
	<b>WC1150</b>	Raised Cover, one 1/2" hub	Universal	1 Photocell or lampholder	Gray	
	<b>WC1350 *</b>	Raised Cover, three 1/2" hubs	Universal	3 Photocells or lampholders	Gray	<p>For horizontal to downward aiming (For use with 150 W max. lamp)</p> 
	<b>WC12L</b>	Raised Cover, two 1/2" hubs with lampholders	Universal	2 Lampholders included	Gray	

Commercial Products

COMMERCIAL PRODUCTS: WEATHERPROOF OUTLET BOXES AND COVERS

\* Catalog number shown represents gray color. White (Suffix **W**) and Bronze (Suffix **B**) also available. Consult local sales representative for lead time.


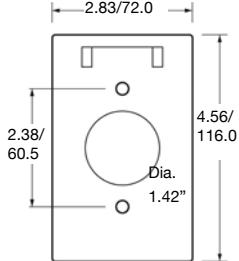

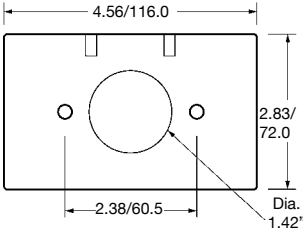

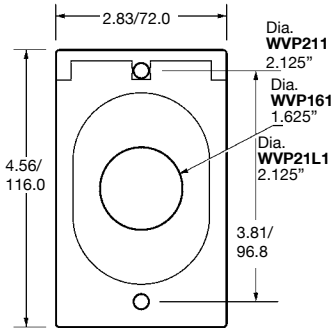
# One-Gang Weatherproof Covers

Gasket and mounting hardware included.

UL Standard: 514D  
 UL Listed: E2527  
 CSA Standard: C22.2 No. 18.1  
 cUL Listed: E2527  
 NEMA: OS-1

Commercial Products

COMMERCIAL PRODUCTS: WEATHERPROOF OUTLET BOXES AND COVERS



Catalog Number	Description	Orientation	For use with devices	Color
	<b>WVS1</b> Self Closing Cover	Vertical	Single Recept or Switch	Gray
				
	<b>WHS1</b> Self Closing Cover	Horizontal	Single Recept or Switch	Gray
				
	<b>WVP211</b> Self Closing Power Outlet Cover (2.125" opening)	Vertical	Single Recept (20A-50A)	Gray
	<b>WVP161</b> Self Closing Power Outlet Cover (1.625" opening)	Vertical	Single Recept	Gray
	<b>WVP21L1</b> † Self Closing Power Outlet Cover (2.125" opening)	Vertical	Single Recept (20A-50A)	Gray
				

† Hasp diameter 3/16". Lock not included.

# One-Gang Weatherproof In-Use Covers with Inserts


Gasket and mounting hardware included.

UL Standard: 514D  
 UL Listed: E2527  
 CSA Standard: C22.2 No. 18.1  
 cUL Listed: E2527  
 NEMA: OS-1

	Catalog Number	Description	Orientation	Color
	WCIU1 †	In-Use cover, 2-7/8" deep (polycarbonate)	Universal	Clear
	WCDIU1 †	In-Use cover, 3-1/2" deep (polycarbonate)	Universal	Clear

## WCIU1 and WCDIU1 Inserts 3 inserts produce 14 configurations

Single gang In-Use inserts can be used in both vertical and horizontal applications, by simply changing the hinge points.



† Provided with inserts, devices not included.


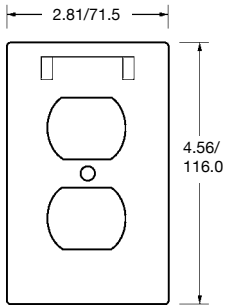
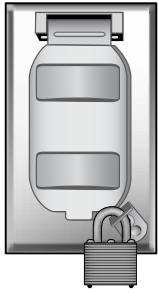

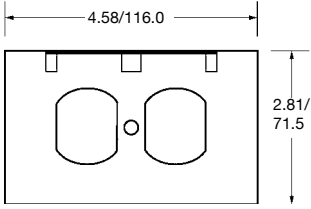


# One-Gang Weatherproof Covers

Gasket and mounting hardware included.

UL Standard: 514D  
 UL Listed: E53330  
 CSA Standard: C22.2 No. 18.1  
 NEMA: OS-1, WD-1

Commercial Products

COMMERCIAL PRODUCTS: WEATHERPROOF OUTLET BOXES AND COVERS


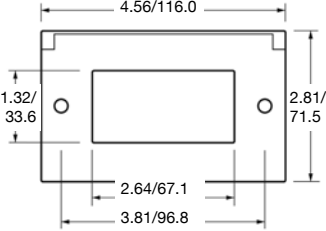

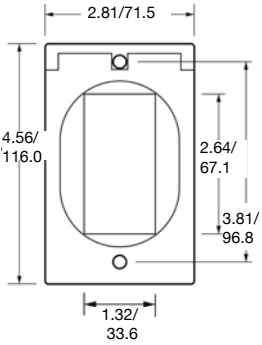
Catalog Number	Description	Orientation	For use with devices	Color		
	<b>WVD1</b> *	Self closing cover	Vertical	Duplex Recept or Switch	Gray	
	<b>WVDL1</b> †	Self closing cover	Vertical	Duplex Recept or Switch	Gray	
	<b>WHD1</b> *	Self closing cover	Horizontal	Duplex Recept or Switch	Gray	
	<b>WHDO1</b> ‡	Stay open cover	Horizontal	Duplex Recept or Switch	Gray	
	<b>WHD1WR</b>	Self closing cover w/ recept	Horizontal	Duplex Recept	Gray	

\* Catalog number shown represents gray color. White (Suffix **W**) and Bronze (Suffix **B**) also available. Consult local sales representative for lead time.  
 † Hasp diameter 3/16". Lock not included.  
 ‡ Not UL Listed.

# One-Gang Weatherproof Covers

Gasket and mounting hardware included.

UL Standard: 514D  
 UL Listed: E2527  
 CSA Standard: C22.2 No. 18.1  
 cUL Listed: E2527  
 NEMA: OS-1

	Catalog Number	Description	Orientation	For use with devices	Color	
	WHG1 *	Self closing cover	Horizontal	GFCI	Gray	
	WVG1 *	Self closing cover	Vertical	GFCI	Gray	

Commercial Products

COMMERCIAL PRODUCTS: WEATHERPROOF OUTLET BOXES AND COVERS

\* Catalog number shown represents gray color. White (Suffix *W*) and Bronze (Suffix *B*) also available. Consult local sales representative for lead time.


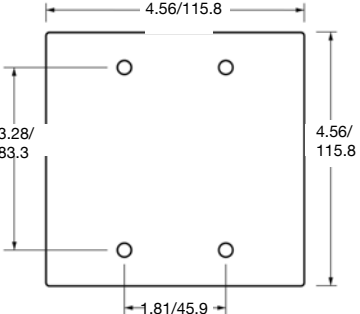

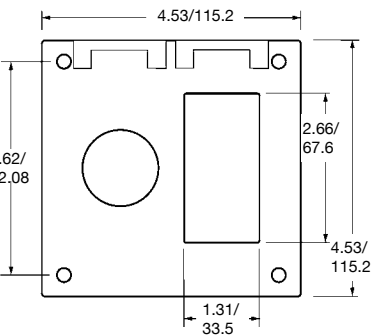

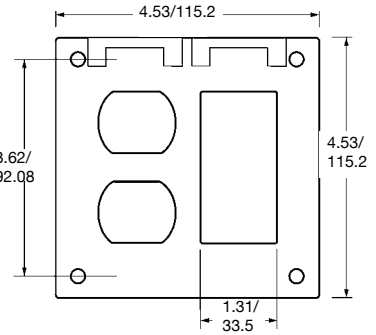

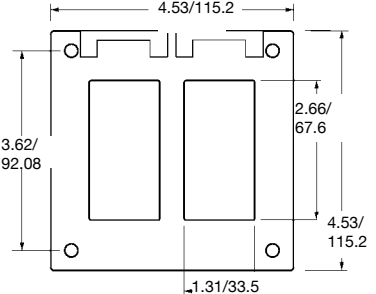
# Two-Gang Weatherproof Covers and Dimensions

Gasket and mounting hardware included.

UL Standard: 514D  
 UL Listed: E2527  
 CSA Standard: C22.2 No. 18.1  
 cUL Listed: E2527  
 NEMA: OS-1

Commercial Products

COMMERCIAL PRODUCTS: WEATHERPROOF OUTLET BOXES AND COVERS


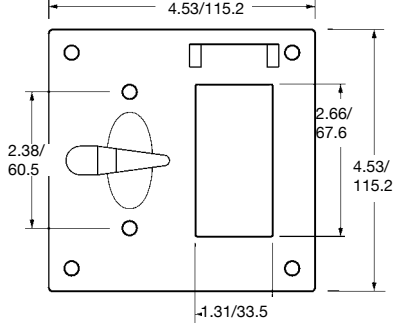

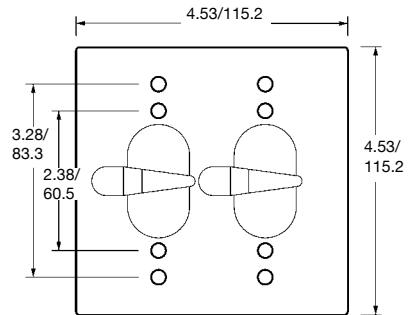
Catalog Number	Description	Orientation	For use with devices	Color	
	<b>WCB24</b> Blank Cover (stamped aluminum)	Universal	—	Gray	
	<b>WVSG2</b> Self Closing Cover	Vertical	Single Recept and GFCI	Gray	
	<b>WVDG2</b> Self Closing Cover	Vertical	Duplex Recept and GFCI	Gray	
	<b>WVGG2</b> Self Closing Cover	Vertical	2 GFCI	Gray	



# Two-Gang Weatherproof Covers and Dimensions

Gasket and mounting hardware included.

UL Standard: 514D  
 UL Listed: E2527  
 CSA Standard: C22.2 No. 18.1  
 cUL Listed: E2527  
 NEMA: OS-1

Catalog Number	Description	Orientation	For use with devices	Color
	WVTG2 Self Closing Cover	Vertical	Switch (10A - 20A) and GFCI	Gray
				
	WVTT2 Toggle Switch Cover (stamped aluminum)	Vertical	2 Switches (15A - 20A)	Gray
				

Commercial Products

COMMERCIAL PRODUCTS: WEATHERPROOF OUTLET BOXES AND COVERS


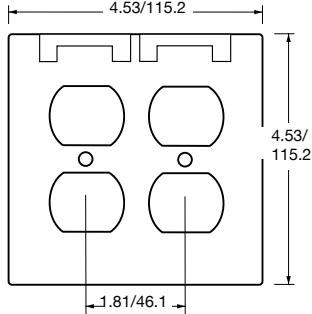

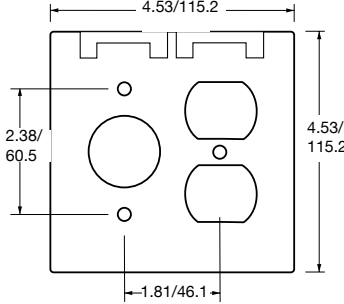

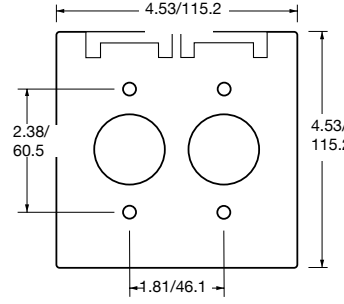
# Two-Gang Weatherproof Covers and Dimensions

Gasket and mounting hardware included.

UL Standard: 514D  
 UL Listed: E2527  
 CSA Standard: C22.2 No. 18.1  
 cUL Listed: E2527  
 NEMA: OS-1

Commercial Products

COMMERCIAL PRODUCTS: WEATHERPROOF OUTLET BOXES AND COVERS


Catalog Number	Description	Orientation	For use with devices	Color
	<b>WVDD2</b> Self closing cover	Vertical	2 Duplex Recept or Switches	Gray
				
	<b>WVSD2 *</b> Self closing cover	Vertical	Single Recept and Duplex Recept	Gray
				
	<b>WVSS2 *</b> Self closing cover	Vertical	2 Single Recept or Switches	Gray
				

\* Catalog number shown represents gray color. White (Suffix **W**) and Bronze (Suffix **B**) also available. Consult local sales representative for lead time.

# Two-Gang Weatherproof In-Use Covers with Inserts

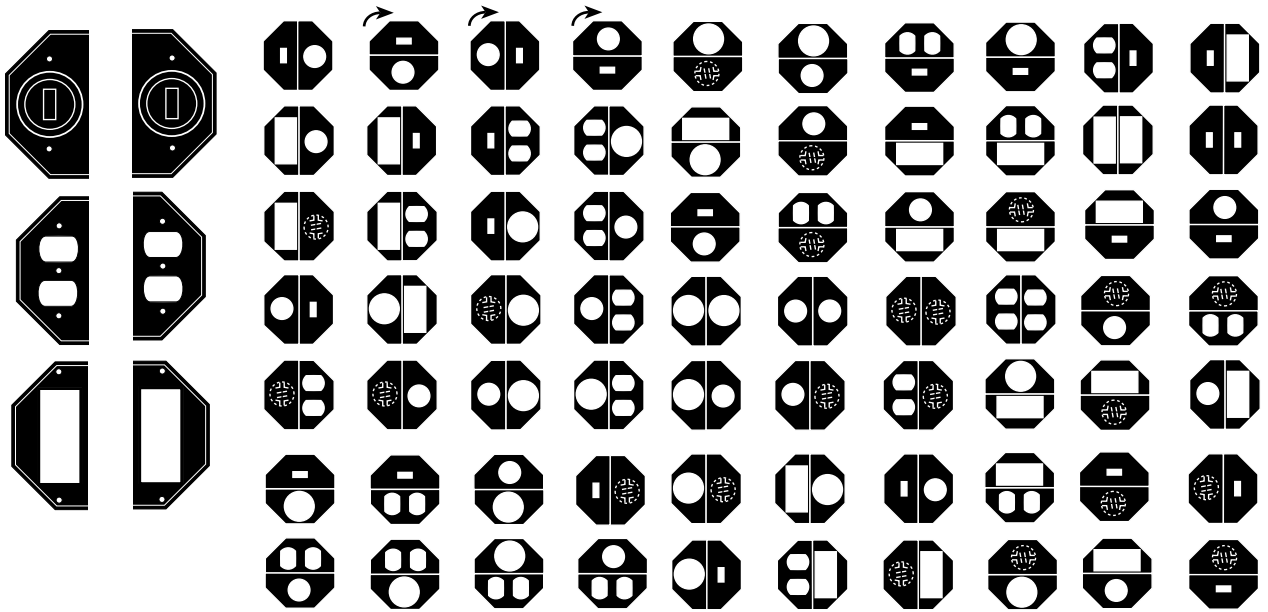
Gasket and mounting hardware included.

UL Standard: 514D  
 UL Listed: E2527  
 CSA Standard: C22.2 No. 18.1  
 cUL Listed: E2527  
 NEMA: OS-1

Catalog Number	Description	Orientation	Color
 WCIU2 †	In-Use Cover, 2-1/4" Deep (polycarbonate)	Vertical	Clear

## WCIU2 Inserts- 6 inserts produce 70 configurations

Two gang In-Use convertible inserts snap together to create combinations for almost every application.



† Provided with inserts, devices not included.

# Round Weatherproof Covers and Dimensions

Gasket and mounting hardware included. Lampholders are adjustable. Porcelain sockets.

UL Standard: 514A, 1598


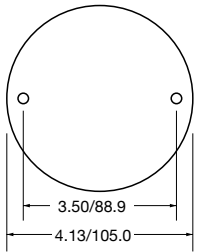

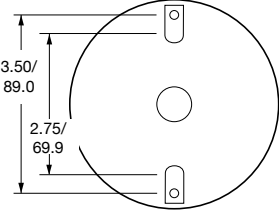

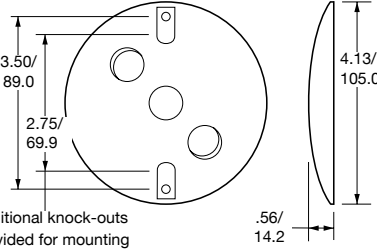


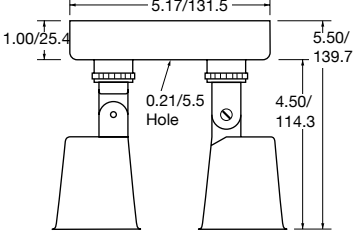
UL Listed:

CSA Standard: C22.2 No. 18.1, C22.2 No. 250

NEMA: OS-1

Commercial Products

COMMERCIAL PRODUCTS: WEATHERPROOF OUTLET BOXES AND COVERS

	Catalog Number	Description	Orientation	For use with devices	Color	
	<b>WCBR</b>	Blank Cover, 4" OD (stamped aluminum)	Universal	—	Gray	
	<b>WCR150 *</b>	Raised Cover, One 1/2" hub	Universal	1 Photocell or lampholder	Gray	
	<b>WCR350 *</b>	Raised Cover, Three 1/2" hubs	Universal	3 Photocells or lampholders	Gray	
	<b>WCR2L</b>	Raised Cover, two 1/2" hubs with lampholders	Universal	2 Lampholders included	Gray	
For horizontal to downward aiming For use with 150W max. lamp. Box not included						
	<b>WCRD2LW</b>	Ceiling plate (deep) with lampholders	Universal	2 Lampholders included	White	
For use with 150W max. lamp						




\* Catalog number shown represents gray color. White (Suffix **W**) and Bronze (Suffix **B**) also available. Consult local sales representative for lead time.

# Weatherproof Incandescent Fixtures

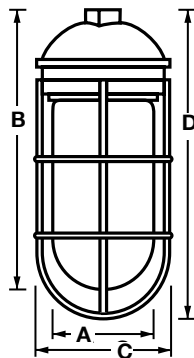
UL Standard: 1598  
 UL Listed:  
 CSA Standard: C22.2 No. 250

**Factory assembled with guard, 120 volt rated.**

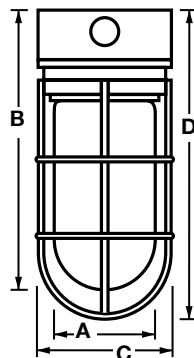
Ground screw, closure plugs and mounting lugs included. Use with 125°C supply wire. Use with medium base incandescent lamps. Gray color.

	Catalog Number	Mounting Style	Hub Size (inches)	No. of Hubs	Wattage	Dimensions In Inches/Millimeters					
						A	B	C	D	E	F
	WFA1050G	Pendant	1/2	1	100	3.34/85.0	9.09/231.0	4.15/105.5	9.88/251.0	—	—
	WFA1075G	Pendant	3/4	1	100	3.34/85.0	9.09/231.0	4.15/105.5	9.88/251.0	—	—
	WFA2050G	Pendant	1/2	1	200	4.32/109.8	10.50/266.7	5.33/135.5	11.00/279.4	—	—
	WFA2075G	Pendant	3/4	1	200	4.38/111.3	10.50/266.7	5.33/135.5	11.00/279.4	—	—
	WFC1050G	Ceiling	1/2	5	100	3.34/85.0	8.62/219.0	4.15/105.5	9.37/238.0	—	—
	WFC1075G	Ceiling	3/4	5	100	3.34/85.0	8.62/219.0	4.15/108.0	9.37/238.0	—	—
	WFC2050G	Ceiling	1/2	5	200	4.32/109.8	10.50/266.7	5.33/135.5	10.75/273.1	—	—
	WFC2075G	Ceiling	3/4	5	200	4.32/109.8	10.50/266.7	5.33/135.5	10.75/273.1	—	—
	WFW1050G	Wall	1/2	5	100	3.34/85.0	7.25/184.2	4.15/105.5	8.14/207.0	4.64/118.0	4.17/106.0
	WFW1075G	Wall	3/4	5	100	3.34/85.0	7.25/184.2	4.15/105.5	8.14/207.0	4.64/118.0	4.17/106.0
	WFW2050G	Wall	1/2	5	200	4.32/109.8	8.75/222.3	5.33/135.5	9.25/235.0	4.64/118.0	4.50/114.3
	WFW2075G	Wall	3/4	5	200	4.32/109.8	8.75/222.3	5.33/135.5	9.25/235.0	4.64/118.0	4.50/114.3

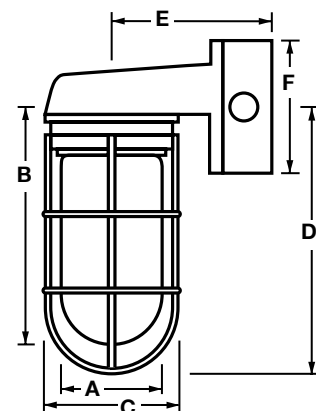
Dimensions (Inches/Millimeters)



WFA Series







WFC Series



WFW Series

# Weatherproof Accessories and Replacement Parts

## Accessories

	Catalog Number	Electrical Rating	Description	Color
	WSWITCH	120 Vac, 5 Amp	Automated Door Operated Light Switch	Metal
	WPHOTO	120 Vac, 300 watt	Photoelectric Night Switch with Time Delay for Lamp Posts	—
	WPHOTO50	120 Vac, 300 watt	Photoelectric Night Switch with Time Delay 1/2" NPT w/locknut	Gray
	WGD	—	Guard for Floodlight, Fits WLI and WLU1 Lampholders	Chrome

## Replacement Parts

Catalog Number	Description	Color
WGSK1	Universal 1 gang gasket	Black
WGSK2	Universal 2 gang gasket	Black
WGSKD1	1 gang gasket, single and duplex covers	Black
WGSKEL	External lampholder gasket	Black
WLUGS	2 Mounting lugs w/ screws	Gray
WPLG104 *	4-1" closure Plugs	Gray
WPLG504 *	4-1/2" Closure Plugs	Gray
WPLG754 *	4-3/4" Closure Plugs	Gray
WFG1	Heavy duty wire guard for 100 watt fixtures, #8 AWS	—
WFG2	Heavy duty wire guard for 200 watt fixtures, #8 AWS	—
WFGL1	Glass globe for 100 W lighting fixtures	—
WFGL2	Glass globe for 200 W lighting fixtures	—

\* Catalog number shown represents gray color. White (Suffix **W**) and Bronze (Suffix **B**) also available. Consult local sales representative for lead time.