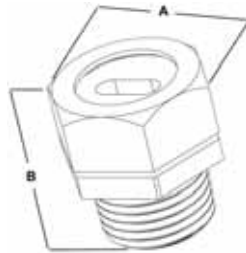


Water-Tight Service Entrance Connectors - Zinc Die-Cast

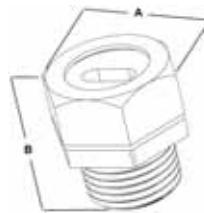


- ▶ Compression Type SEU Connector
- ▶ Used to Connect Service Entrance Cable to a Service Enclosure in Wet Locations
- ▶ Accepts 2 Insulated Conductors, 1 Bare
- ▶ U/Flat Style Conductor Only
- ▶ Assembled with Rubber Grommet and Steel Washer
- ▶ Locknut Included

Dimensions = Inches

Cat. No.	Trade Size	Cable Size	Max Grommet Opening		Overall Dimensions		Inner Box	Outer Box
			Length	Width	A	B		
15370	1"	#8	.67	.40	1.67	1.45	20	100
15371	1"	#6	.77	.50	1.67	1.45	20	100
15372	1"	#4	.81	.53	1.67	1.45	20	100
15373	1-1/4"	#3	.92	.56	2.05	1.80	10	50
15374	1-1/4"	#2	.98	.59	2.05	1.80	10	50
15375	1-1/4"	#1	1.09	.65	2.05	1.80	10	50
15377	1-1/2"	#2/0	1.34	.86	2.31	2.02	10	50
15379	2"	#2/0	1.34	.86	2.82	2.39	5	25
15380	2"	#3/0	1.37	.87	2.82	2.39	5	25
15381	2"	#4/0	1.50	.90	2.82	2.39	5	25
15382	2"	#4/0	1.73	1.11	2.82	2.39	5	25

Underground Feed UF To Box Connector - Zinc Die Cast

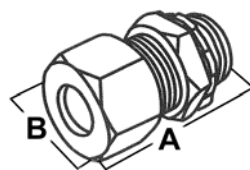


- ▶ Used to Connect Underground Feeder Cables (UF) To Weatherproof Enclosures in Wet Locations.
- ▶ Assembled with a Rubber Grommet and Steel Washer
- ▶ Sealing Locknut System

Dimensions = Inches

Cat. No.	Trade Size	Cable Size	Max Grommet Opening		Overall Dimensions		Inner Box	Outer Box
			Length	Width	A	B		
15386	1/2"	14/2,12/2,10/2	.475	.235	1.22	1.14	25	250
15387	3/4"	14/3,12/3,10/3, 8/2	.720	.260	1.34	1.20	25	250

Kenny Clamps



- ▶ UL 467 listed connector for use with Equipment Ground Conductors, Ground Electrode Conductors and Bonding Jumpers
- ▶ The Kenny Clamp bonds the enclosure of a service panel-board, load center, separately derived system or switchboard to the grounding electrode conductor per the requirements of NEC 250.8; 312.5(A); 250.53 D)(2); 250.52 (A)(1); 250.52(A) (3); 250.66; 250.104 (D)(1); 250.24; 450.10(A)
- ▶ Assures good metallic connection and low impedance path for grounding and bonding of electrical equipment
- ▶ 12000 amp listed and tested
- ▶ Brass

Dimensions = Inches

Cat. No.	Model No.	Trade Size	Dimensions		Inner Box	Outer Box
			A	B		
15390	KC8ST	8 Awg Stranded	1.75	1.06	10	100
15391	KC8SO	8 Awg Solid	1.75	1.06	10	100
15392	KC6SO	6 Awg Solid	1.75	1.06	10	100
15393	KC6ST	6 Awg Stranded	1.75	1.06	10	100
15394	KC4SO	4 Awg Solid	1.75	1.06	10	100
15395	KC4ST	4 Awg Stranded	1.75	1.06	10	100
15396	KC2ST	2 Awg Stranded	1.75	1.06	10	100
15397	KC1AST	1/0 Stranded	1.75	1.06	10	100
15398	KC2AST	2/0 Stranded	1.75	1.06	10	100
15399	KC3AST	3/0 Stranded	1.75	1.06	10	100

