

Motor Protection

Amp-Trap® Bolt-In Series

5.08kV, 7.2kV and 15.5kV

Bolt-In fuses:

Mersen R-Rated fuses are current-limiting, high interrupting rating fuses intended for the short circuit protection of medium voltage motors and motor controllers. R-Rated fuses are back-up fuses that have a minimum interrupting rating, and must be coordinated with overload relays in combination motor starters. The motor starter manufacturer generally specifies the R-Rated fuse size. These fuses are single, double, triple or quadruple barrels 3 inches diameter with end mounts designed for bolting directly to equipment bus or terminal pads.

Features/Benefits:

- The Amp-Trap Bolt-in series are UL Recognized.
 - Bolt-in mounting for direct connection to bus or terminals.
 - Current-limiting for superior equipment protection.
 - Metal embossed catalog number and manufacturing date for lasting identification.
 - Blown-fuse indicator to give positive identification of open fuse.
- Amp-Trap: 3" Barrel 2 lb tripped force - 0.50 Inch

Highlights:

- R-Rated
- UL recognized

Applications:

- Short circuit protection of medium voltage motors and motor controllers.

Definitions:

R-Rating: R-Rated fuses are back-up fuses that operate as follows (Per ANSI C37.46-2000): An R-Rated fuse will melt in the range of 15 to 35 seconds at a value of current equal to 100 times the "R" rating.

Back-up Current-Limiting Fuses: A back-up current-limiting fuse is a fuse that can interrupt any current between its rated minimum interrupting current and its maximum interrupting current. Back-up fuses are not designed or intended to open under overload conditions.

Continuous Ampere Rating at 40°C: The continuous amp rating defines the thermal capability of the fuse per ANSI C37.46 and should not be the sole factor in fuse selection.



Ratings:

Amp-Trap

A051B

Volts : 5.08kV AC
Amps : 2 to 38R
IR : 65kA Sym

A072B

Volts : 7.2kV AC
Amps : 2 to 24R
: 19R to 57X

IR : 50kA Sym
: 65kA Sym

A155B

Volts : 15.5kV AC
Amps : 9 to 38X
IR : 50kA Sym

Approvals:

- UL Recognized File E93367



Motor Protection

Amp-Trap® Bolt-In Series

5.08kV / 7.2kV Bolt-In fuses:

5.08kV R-Rated Amp-Trap Bolt-In Series

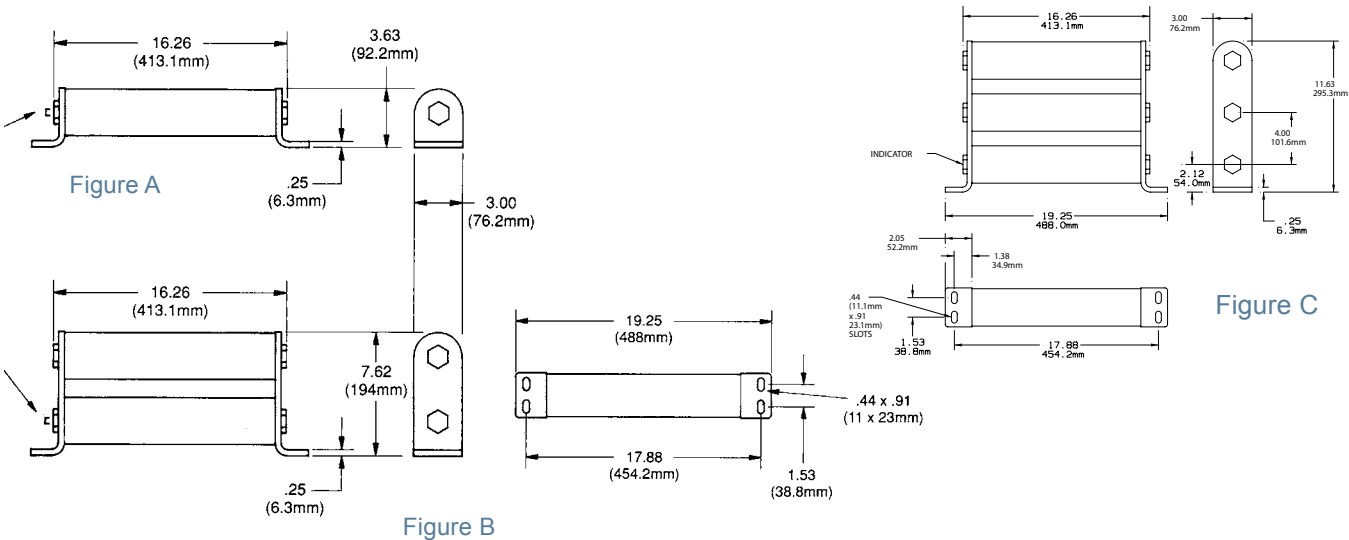


Catalog No.	Size	Continuous Amp rating at 40°C	Minimum Interrupting Rating RMS Amp	No of Barrels	Fig.	Indicating	1 Phase interrupting rating	
							UL Component Recognition Max IR RMS Sym	Max Voltage Tested Max IR RMS Sym
A051B1DAR0-2R	2R	70	190	1	A	Yes	65kA at 5.08kV	65kA at 5.5kV
A051B1DAR0-3R	3R	100	225					
A051B1DAR0-4R	4R	130	330					
A051B1DAR0-6R	6R	170	500					
A051B1DAR0-9R	9R	200	740					
A051B2DAR0-18R	18R	390	1440	2	B	Yes	50kA at 5.08kV	50kA at 5.2kV
A051B2DAR0-24R	24R	450	1910					
A051B2DAR0-32R	32R	600	2500					
A051B2DAR0-38R	38R	700	3100	3	C	Yes	50kA at 5.08kV	50kA at 5.2kV
A051B3DAR0-48X	48X	750	3600					
A051B3DAR0-57X	57X	900	4500					

7.2kV R-Rated Amp-Trap Bolt-In Series



Catalog No.	Size	Continuous Amp rating at 40°C	Minimum Interrupting Rating RMS Amp	No of Barrels	Fig.	Indicating	1 Phase interrupting rating	
							UL Component Recognition Max IR RMS Sym	Max Voltage Tested Max IR RMS Sym
A072B1DAR0-2R	2R	70	190	1	A	Yes	50kA at 7.2kV	50kA at 7.7kV
A072B1DAR0-3R	3R	100	225					
A072B1DAR0-4R	4R	130	330					
A072B1DAR0-5R	5R	150	400					
A072B1DAR0-6R	6R	170	500					
A072B1DAR0-9R	9R	200	740	2	B	Yes	50kA at 7.2kV	50kA at 7.7kV
A072B1DAR0-12R	12R	230	955					
A072B2DAR0-18R	18R	390	1440					
A072B2DAR0-24R	24R	450	1910					



Motor Protection

Amp-Trap® Bolt-In Series

7.2kV / 15.5kV Bolt-In fuses:

7.2kV R-Rated Amp-Trap Bolt-In Series



Catalog No.	Size	Continuous Amp rating at 40°C	Minimum Interrupting Rating RMS Amp	Indicating	1 Phase interrupting rating		No of Barrels	Fig.
					UL Component Recognition Max IR RMS Sym	Max Voltage Tested Max IR RMS Sym		
A072B1D0R0-19R	19R	300	1560	Yes	65kA at 7.2kV	65kA at 7.5kV	1	D
A072B2D0R0-32R	32R	540	3070			65kA at 7.66kV		
A072B2D0R0-38R	38R	600	3480			65kA at 7.66kV	3	F
A072B3DBR0-48X	48X	750	4360					
A072B3DBR0-57X	57X	900	5000					

15.5kV R-Rated Amp-Trap Bolt-In Series



Catalog No.	Size	Continuous Amp rating at 40°C	Minimum Interrupting Rating RMS Amp	Indicating	1 Phase interrupting rating		No of Barrels	Fig.
					UL Component Recognition Max IR RMS Sym	Max Voltage Tested Max IR RMS Sym		
A155B2D0R0-9R	9R	200	888	Yes	50 kA at 15.5kV	50 kA at 15.5kV	2	G
A155B2D0R0-12R	12R	230	1200					
A155B3D0R0-18X	18X	390	1900			50 kA at 15.5kV	3	H
A155B3D0R0-24X	24X	450	2633					
A155B4D0R0-32X	32X	600	3510					
A155B4D0R0-38X	38X	700	4000					

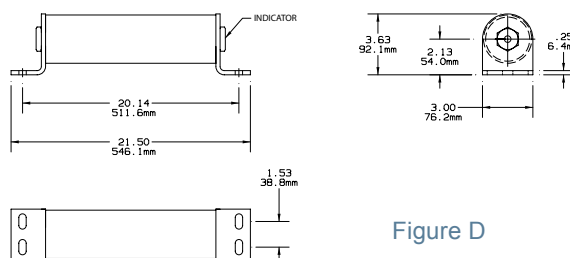


Figure D

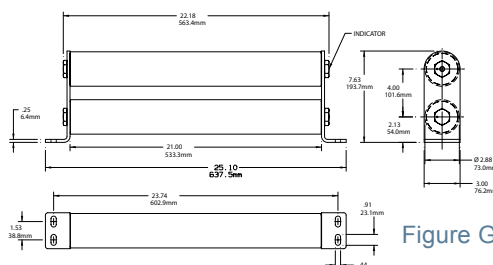


Figure G

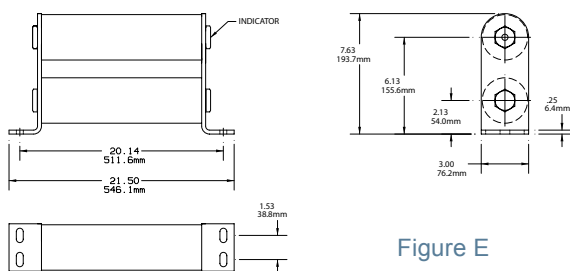


Figure E

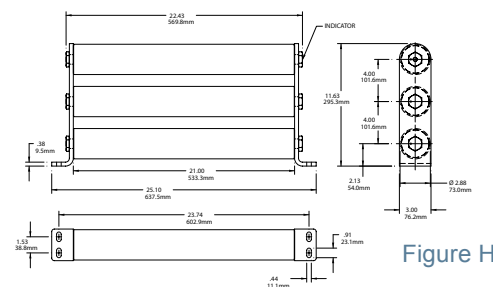


Figure H

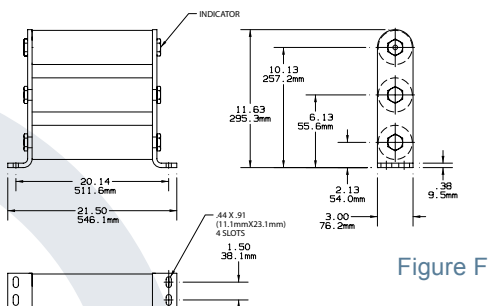


Figure F

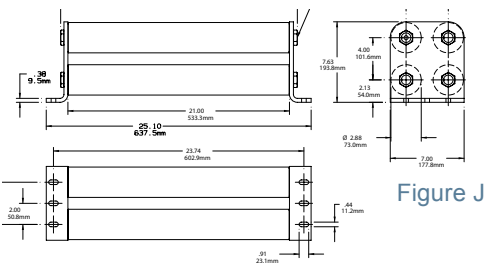


Figure J