

US14 & US22

750 Volt UltraSafe™ Fuse Holders

UltraSafe modular fuse holders for 14 x 51 and 22 x 58mm fuses

Mersen UltraSafe™ modular 750 volt Fuse Holders offer the highest levels of safety and features for 14 x 51 mm and 22 x 58 mm fuses. Like all UltraSafe holders, they qualify as “finger-safe” to an IP20 grade of protection under IEC standards, including fuse changing (with the flick of a finger). The US14 and US22 ranges are available in 1, 2 or 3 pole units, with or without blown-fuse indicator lights in each pole.

These holders come standard with a mechanical indicator that shows fuse presence. If a striker fuse is used, this mechanical indicator will also indicate a blown fuse. Microswitches can be supplied with the holders (or ordered separately for field installation) to allow remote communication. These holders also feature padlocking capabilities, DIN-rail mounting with our unique latching system to allow re-positioning, and the capability to be joined as multiple poles in the field.

Highlights:

- Finger-safe
- Optional indicator lights
- Optional microswitches
- DIN-rail mount
- Compact footprint
- Quick, easy fuse change

Applications:

- All circuits up to 750 volts using semiconductor fuses for protection of small inverters, UPS systems, motor drives, etc.
- No-load disconnect
- IP20 requirements

Recommended Fuse Usage:

- US14 use with 14 x 51mm: A70QS, A70P, URC, URD
- US22 use with 22 x 58 mm: A70QS, URD



Ratings:

- Volts** : 750VAC/DC
- Amps** : 50A (14 x 51 mm)
: 125A (22 x 58 mm)
- SCCR** : 200kA

Approvals:

- All UltraSafe fuse holders meet the requirements of UL4248
- UL Recognized Component guide IZLT2, File E52283
- CSA Certified C22.2, class 6225, File 32169
- IEC Compliant (60269-1, 60947-3)



US14 & US22

750 Volt UltraSafe™ Fuse Holders

Catalog Numbers and Descriptions - For use with 14 x 51 mm Fuses up to 50A

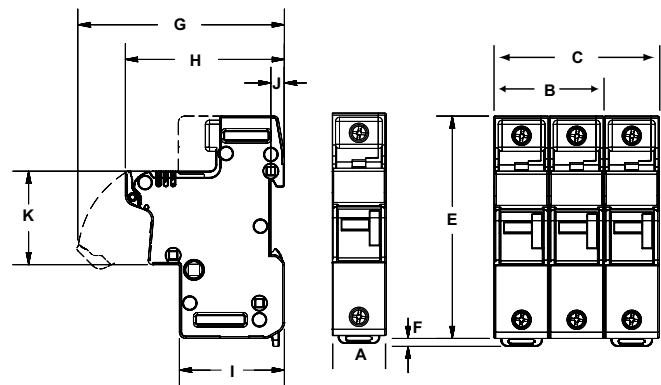
Catalog No.	Description
US141	1 Pole
US142	2 Pole
US143	3 Pole
US141I	1 Pole with Indicator
US142I	2 Pole with Indicators
US143I	3 Pole with Indicators
US141M	1 Pole with Microswitch
US142M	2 Pole with Microswitch
US143M	3 Pole with Microswitch
US143M2	3 Pole with 2 Microswitches
US141MI	1 Pole with Microswitch & Indicator
US142MI	2 Pole with Microswitch & Indicators
US143MI	3 Pole with Microswitch & Indicators
US143M2I	3 Pole with 2 Microswitches & Indicators
US141N	1 Pole - Neutral
US14PAK	Accessory - Multi-pole Assembly Kit
US14S1P	Accessory - 1 Pole Microswitch
US14S3P	Accessory - 3 Pole Microswitch
US14S3P2	Accessory - 3 Pole, 2 Microswitches

Catalog Numbers and Descriptions - For use with 22 x 58 mm Fuses up to 125A

Catalog No.	Description
US221	1 Pole
US222	2 Pole
US223	3 Pole
US221I	1 Pole with Indicator
US222I	2 Pole with Indicators
US223I	3 Pole with Indicators
US221M	1 Pole with Microswitch
US222M	2 Pole with Microswitch
US223M	3 Pole with Microswitch
US223M2	3 Pole with 2 Microswitches
US221MI	1 Pole with Microswitch & Indicator
US222MI	2 Pole with Microswitch & Indicators
US223MI	3 Pole with Microswitch & Indicators
US223M2I	3 Pole with 2 Microswitches & Indicators
US22N	1 Pole - Neutral
US22PAK	Accessory - Multi-pole Assembly Kit
US22S1P	Accessory - 1 Pole Microswitch
US22S3P	Accessory - 3 Pole Microswitch
US22S3P2	Accessory - 3 Pole, 2 Microswitches

Dimensions

Dimension	US14		US22	
	mm	In	mm	In
A	26.5	1.04	35.0	1.38
B	53.0	2.09	70.0	2.76
C	79.5	3.13	105.0	4.13
E	107.0	4.21	124.0	4.88
F	3.80	0.15	3.80	0.15
G	94.0	3.70	103.0	4.06
H	76.5	3.01	76.5	3.01
I	50.5	1.98	50.5	1.98
J	6.50	0.26	6.5	0.26
K	45.0	1.77	45.0	1.77



Additional Specifications:

Terminal screws: Phillips/slot head

Suggested screw torque: 50A - 35 lbs.-in. 125A - 45 lbs.-in.

Connector type: Pressure Plate

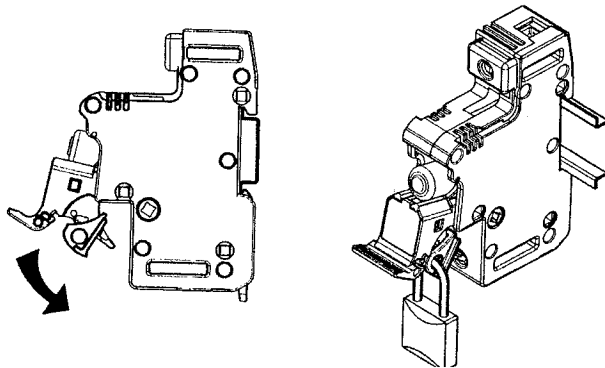
Wire range: US14 #2 to #14 (solid/stranded Cu), US22 1/0 to #14 (solid/stranded Cu)

Load-break disconnect: No

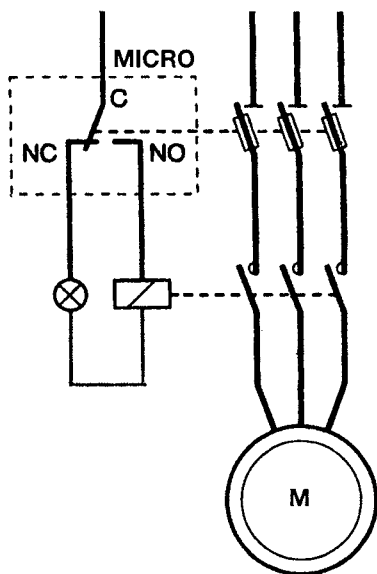
US14 & US22

750 Volt UltraSafe™ Fuse Holders

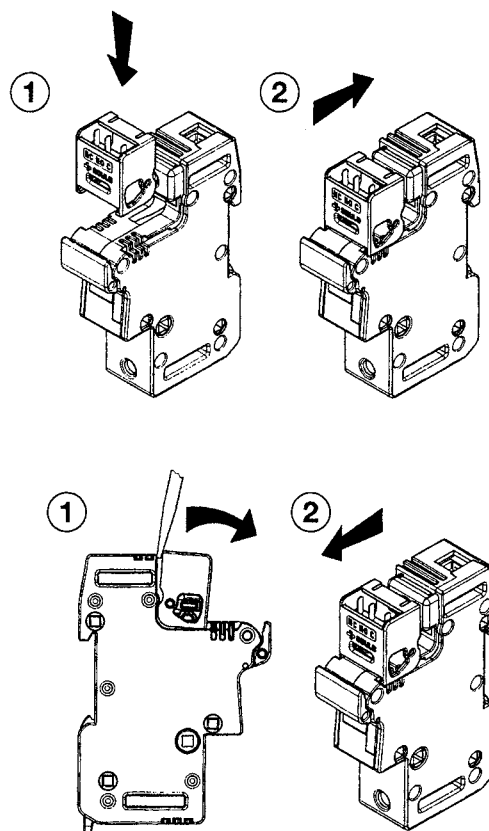
Lock installation



Microswitch mounting instructions(*)



Assembly



Auxilliary microswitch characteristics

(*) Microswitch functions

Blown fuse:	Fuse holder containing fuse with striker sends message when fuse blown	Nominal current and interrupting rating(1) at 250V	6A 3A 0,3A 0,1A	AC12 AC13 AC14 DC12/13/14
Prebreaking:	When fuse holder opens	Nominal current and interrupting rating(1) at 12 V and 24 V	6A 5A 2A 0,6A	DC12/DC13 AC13 AC14/DC13 DC14
Presence:	Sends message or not depending on fuse presence			

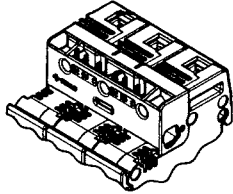
(1) According IEC947-5 Standard

US14 & US22

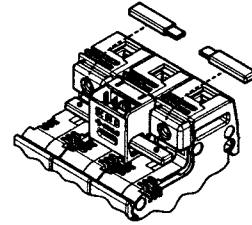
750 Volt UltraSafe™ Fuse Holders

Microswitch options

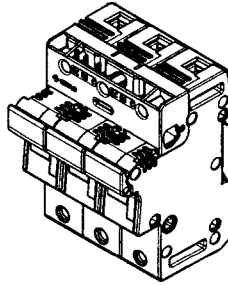
2 microswitches



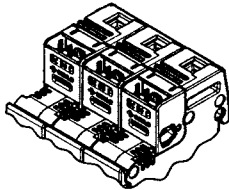
1 microswitch



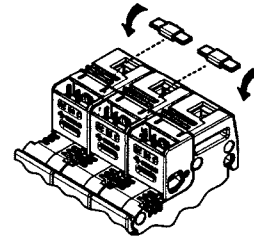
1 microswitch



3 independent microswitches



3 mechanically interconnected microswitches



Fuse holder assembly

