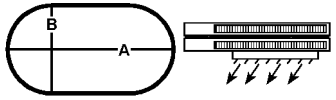
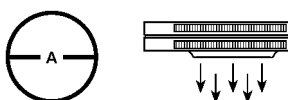
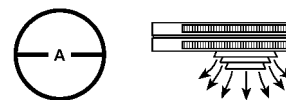
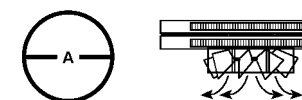


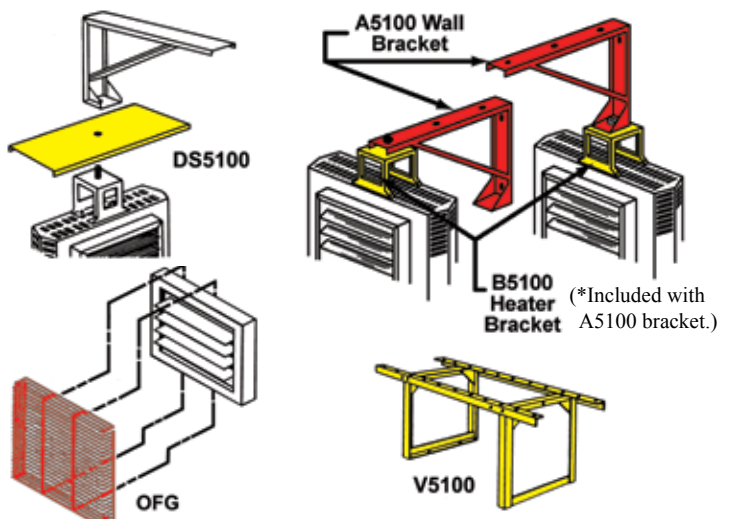
5100 Series Horizontal or Vertical Mounted Fan Forced Unit Heater

Diffuser Options

| DESCRIPTION | UPC# 686334 | MODEL NUMBER | KW USED | MAX MOUNTING HEIGHT (ft.) | | DIMENSION A (feet) | | DIMENSION B (feet) | WT. (lbs.) | LIST | |
|--|--|--|-----------------------------------|------------------------------|-----|-----------------------|-----|-----------------------|---------------|------|-----|
| | | | | | | | | | | | |
| 1 Louver Diffuser (Standard). Louvers can be individually adjusted for rectangular coverage over doorways as an air curtain, or to meet rectangular floor pattern heating requirements. | NA | Standard | 3.3-5 7.5-10 25-30 40-50 | 9 | 20 | 10 | NA | NA | NA | | |
| | | | | 12 | 40 | 22 | | | | | |
| | | | | 18 | 52 | 30 | | | | | |
| | | | | 22 | 75 | 42 | | | | | |
| | | | | 24 | 84 | 47 | | | | | |
| 2 General Distribution (No Diffuser). The 5100 air chute venturi permits general down flow air pattern distribution as required at a higher mounting height. | NA | Not Required | 3.3-5 7.5-10 25-30 40-50 | 9 | 15 | NA | NA | NA | | | |
| | | | | 12 | 30 | | | | | | |
| | | | | 18 | 40 | | | | | | |
| | | | | 22 | 55 | | | | | | |
| | | | | 24 | 64 | | | | | | |
| 3 Anemostat Diffuser (Optional). For applications where draft restriction is required at lower unit mounting heights. | 692687 681186 681186 722070 | AD5120 AD5150 AD5150 AD5175 | 7.5-10 25-30 40-50 60-70 | 15 | 38 | NA | NA | 10 | 372 | | |
| | | | | 17 | 50 | | | 12 | 555 | | |
| | | | | 20 | 60 | | | 37 | 598 | | |
| | | | | 31 | - | | | | | | |
| | | | | | | | | | | | |
| 4 Radial Diffuser (Optional). Individually adjustable fins permit increased floor coverage at 45° open. Additional throw is accomplished when fins are 90° vertical. (Please allow for higher mounting heights.) | 692663 692663 692670 692670 722087 | RD5120 RD5120 RD5150 RD5150 RD5175 | 7.5-20 25-50 60-70 | 45° | 90° | 45° | 90° | NA | NA | 12 | 412 |
| | | | | 10 | 14 | 36 | 30 | | | 14 | 481 |
| | | | | 14 | 21 | 42 | 35 | | | | |
| | | | | 20 | 30 | 62 | 44 | | | | |
| | | | | 18 | 28 | 68 | 54 | | | | |
| | | | | 26 | 36 | 72 | 60 | | | 39 | 519 |

| | | | |
|--|--|--|--|
|  <p>Description 1 Louver Diffuser</p> |  <p>Description 2 No Diffuser</p> |  <p>Description 3 Anemostat Diffuser</p> |  <p>Description 4 Radial Diffuser</p> |
|--|--|--|--|

Mounting Brackets & Model Designator



Not actual colors. Red & yellow shading is for diagram clarity only.

| MOUNTING BRACKETS | | | | |
|-------------------|---------|--------------------|---------|------|
| UPC# | MODEL | MODEL SIZE | WT. | LIST |
| 686334 | | | | |
| 692694 | A5105 | 3.3 KW TO 5.0 KW | 9 lbs. | 96 |
| 692700 | A5120 | 7.5 KW TO 20.0 KW | 13 lbs. | 117 |
| 692717 | A5150 | 25.0 KW TO 50.0 KW | 16 lbs. | 131 |
| 688628 | B5105* | 3.3 KW TO 20.0 KW | 3 lbs. | 52 |
| 688635 | B5150* | 25.0 KW TO 50.0 KW | 8 lbs. | 77 |
| 692847 | V5105 | 3.3 KW TO 5.0 KW | 9 lbs. | 183 |
| 692854 | V5120 | 7.5 KW TO 20.0 KW | 13 lbs. | 224 |
| 692861 | V5150 | 25.0 KW TO 50.0 KW | 16 lbs. | 236 |
| DUST SHIELD | | | | |
| 692878 | DS5105 | 3.3 KW TO 5.0 KW | 3 lbs. | 33 |
| 692885 | DS5120 | 7.5 KW TO 20.0 KW | 4 lbs. | 38 |
| 681223 | DS5150 | 25.0 KW TO 50.0 KW | 5 lbs. | 40 |
| FAN GUARD | | | | |
| 706544 | OFG5101 | 3.3 KW TO 5.0 KW | 3 lbs. | 53 |
| 706551 | OFG5102 | 7.5 KW TO 20.0 KW | 4 lbs. | 58 |
| 706568 | OFG5103 | 25.0 KW TO 50.0 KW | 5 lbs. | 66 |

HOW TO DESIGNATE A MODEL:

| | | | | | | | |
|--|--|---|---------------------------|-------------------|--|--|---|
| HF | 2 | B | 51 | 10 | C | A | 1 |
| Element Volts F = 208 H = 240 HF = 240/208 G = 277 P = 480 | Phase 1 = 1-Phase 2 = 1 or 3-Ph. 3 = 3-Phase | Motor Voltage F = 208 H = 240 B = 240 / 208 G = 277 P = 480 | Model Series 51 | Element KW | Control System Blank = None C = Contactor | Transformer Blank = None A = Included | Control Volts 1 = 24 2 = 120 (with CA option) |