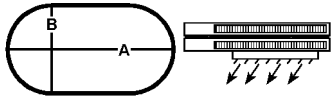
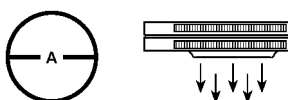
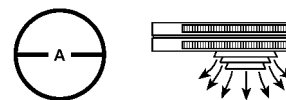
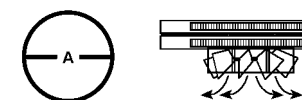


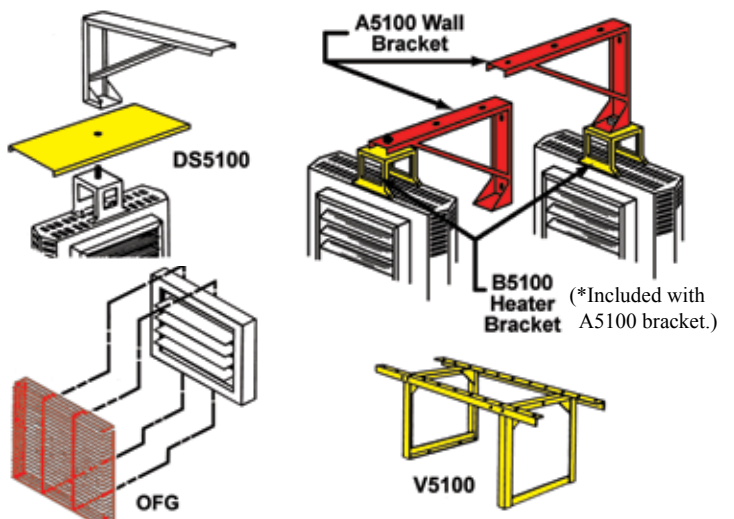
5100 Series Horizontal or Vertical Mounted Fan Forced Unit Heater

Diffuser Options

DESCRIPTION	UPC# 686334	MODEL NUMBER	KW USED	MAX MOUNTING HEIGHT (ft.)		DIMENSION A (feet)		DIMENSION B (feet)	WT. (lbs.)	LIST	
1 Louver Diffuser (Standard). Louvers can be individually adjusted for rectangular coverage over doorways as an air curtain, or to meet rectangular floor pattern heating requirements.	NA	Standard	3.3-5 7.5-10 25-30 40-50	9	20	10	NA	NA	NA		
				12	40	22					
				18	52	30					
				22	75	42					
				24	84	47					
2 General Distribution (No Diffuser). The 5100 air chute venturi permits general down flow air pattern distribution as required at a higher mounting height.	NA	Not Required	3.3-5 7.5-10 25-30 40-50	9	15	NA	NA	NA			
				12	30						
				18	40						
				22	55						
				24	64						
3 Anemostat Diffuser (Optional). For applications where draft restriction is required at lower unit mounting heights.	692687 681186 681186 722070	AD5120 AD5150 AD5150 AD5175	7.5-10 25-30 40-50 60-70	15	38	NA	NA	10	372		
				17	50			12	555		
				20	60			37	598		
				31	-						
4 Radial Diffuser (Optional). Individually adjustable fins permit increased floor coverage at 45° open. Additional throw is accomplished when fins are 90° vertical. (Please allow for higher mounting heights.)	692663 692663 692670 692670 722087	RD5120 RD5120 RD5150 RD5150 RD5175	7.5-20 25-50 60-70	45°	90°	45°	90°	NA	NA	12	412
				10	14	36	30			14	481
				14	21	42	35				
				20	30	62	44				
				18	28	68	54				
				26	36	72	60			39	519

 <p>Description 1 Louver Diffuser</p>	 <p>Description 2 No Diffuser</p>	 <p>Description 3 Anemostat Diffuser</p>	 <p>Description 4 Radial Diffuser</p>
--	--	--	--

Mounting Brackets & Model Designator



Not actual colors. Red & yellow shading is for diagram clarity only.

MOUNTING BRACKETS				
UPC#	MODEL	MODEL SIZE	WT.	LIST
686334				
692694	A5105	3.3 KW TO 5.0 KW	9 lbs.	96
692700	A5120	7.5 KW TO 20.0 KW	13 lbs.	117
692717	A5150	25.0 KW TO 50.0 KW	16 lbs.	131
688628	B5105*	3.3 KW TO 20.0 KW	3 lbs.	52
688635	B5150*	25.0 KW TO 50.0 KW	8 lbs.	77
692847	V5105	3.3 KW TO 5.0 KW	9 lbs.	183
692854	V5120	7.5 KW TO 20.0 KW	13 lbs.	224
692861	V5150	25.0 KW TO 50.0 KW	16 lbs.	236
DUST SHIELD				
692878	DS5105	3.3 KW TO 5.0 KW	3 lbs.	33
692885	DS5120	7.5 KW TO 20.0 KW	4 lbs.	38
681223	DS5150	25.0 KW TO 50.0 KW	5 lbs.	40
FAN GUARD				
706544	OFG5101	3.3 KW TO 5.0 KW	3 lbs.	53
706551	OFG5102	7.5 KW TO 20.0 KW	4 lbs.	58
706568	OFG5103	25.0 KW TO 50.0 KW	5 lbs.	66

HOW TO DESIGNATE A MODEL:

HF	2	B	51	10	C	A	1
Element Volts F = 208 H = 240 HF = 240/208 G = 277 P = 480	Phase 1 = 1-Phase 2 = 1 or 3-Ph. 3 = 3-Phase	Motor Voltage F = 208 H = 240 B = 240 / 208 G = 277 P = 480	Model Series 51	Element KW	Control System Blank = None C = Contactor	Transformer Blank = None A = Included	Control Volts 1 = 24 2 = 120 (with CA option)