

ELECTRIC BASEBOARD

B SERIES

THE REFERENCE ON THE MARKET

The reputation of the B baseboard is well established, it is simply the most recognized and the most appreciated on the market. It stands out with its modern look and rounded corners, along with its unique one-piece construction without end caps, making it the most solid and the most durable baseboard available. The B baseboard assures you better air distribution and is ideal for every room in the house.



QUIET CONVECTION HEATING

THE MOST SOLID BASEBOARD ON THE MARKET ONE-PIECE CONSTRUCTION

ROUNDED CORNERS

BETTER AIR DIFFUSION

IDEAL FOR EVERY ROOM IN YOUR HOME

MAY BE CONTROLLED BY A BUILT-IN OR WALL THERMOSTAT (NOT INCLUDED) ELECTRONIC THERMOSTAT RECOMMENDED

IDEAL FOR:

KITCHENS, LIVING ROOMS, BEDROOMS, OFFICES,
BASEMENTS, BUSINESSES

COLORS

- standard: white, soft white
- ORORA (optional): denim blue, midnight blue, turquoise, moss green, canary yellow, red, orange, anodized aluminum paint, gravel gray, charcoal, espresso, almond, black (refer to www.stelpro.com/en-US/orora)

FINISH

epoxy-polyester powdercoat

MANUFACTURING

- 22-gauge steel casing able to support 165 lb in its center
- 16-gauge steel connection boxes at each end
- full-length thermal protection with automatic reset
- diffuser located above the element in order to ensure good air diffusion
- full-length wireway

ELEMENT

single tubular, stainless steel sheathed element with boxed aluminum fins for improved heat dissipation; the element is securely fastened at its center, floating in nylon sleeves at each end, eliminating expansion and contraction noises

CONTROL

- built-in thermostat installed in the left or right junction box (optional)
- single pole electronic thermostat installed in the right junction box only (optional)
- wall thermostat (not included) – the use of an electronic thermostat is strongly recommended
- low voltage relay kit installed in the left junction box only (optional)

INSTALLATION

- surface mounted
- knockouts for the BX and clamps for the NMD cables located at each end
- mounting holes spaced at 1-inch intervals along the top and the bottom of the unit

ACCESSORIES

PRODUCT	DESCRIPTION
B1T1EFR*	built-in electronic thermostat in Fahrenheit (right side installation only) [120 V-347 V / max 2500 W (12.5 A)]. Factory installed upon request.
B1T1*	built-in single pole thermostat [120 V-600 V]
B2T1*	built-in double pole thermostat [120 V-600 V]
B2T1TP*	built-in tamper-proof double pole thermostat [120 V-600 V]
BRE153*	built-in electronic low voltage relay [15 A @ 120 V-347 V]
BRE156*	built-in electronic low voltage relay [6 A @ 600 V]
BRE153T*	built-in electronic low voltage relay c/w transformer 24 V [15 A @ 208 V-347 V]
BP*	spray paint white or soft white

Electronic relays can receive a PWM (pulsed width modulation) or digital (on/off) signal.

* Add W for white or SW for soft white

* Factory installation only



ULTRA-PRECISE ELECTRONIC THERMOSTAT (OPTIONAL)

Also available in
Fahrenheit degrees



TECHNICAL SPECIFICATIONS

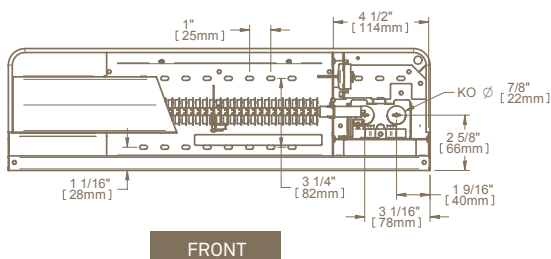
250 W PER LINEAR FOOT	POWER		VOLTAGE	LENGTH	WEIGHT
	CODE	WATTS	BTU/H	VOLTS	IN.
B0301	300	1024	120	19 7/8	5
B0308	300	1024	208	19 7/8	5
B0302	300/225	1024	240/208	19 7/8	5
B0501	500	1706	120	27 7/8	7
B0508	500	1706	208	27 7/8	7
B0502	500/375	1706	240/208	27 7/8	7
B0507	500/375/280	1706	277/240/208	27 7/8	7
B0751	750	2560	120	37 5/8	9
B0758	750	2560	208	37 5/8	9
B0752	750/560	2560	240/208	37 5/8	9
B0757	750/560/425	2560	277/240/208	37 5/8	9
B41001	1000	3413	120	48	11
B41008	1000	3413	208	48	11
B41002	1000/750	3413	240/208	48	11
B41007	1000/750/565	3413	277/240/208	48	11
B51251	1250	4266	120	60	14
B51258	1250	4266	208	60	14
B51252	1250/940	4266	240/208	60	14
B51257	1250/940/705	4266	277/240/208	60	14
B61501	1500	5119	120	72	16
B61508	1500	5119	208	72	16
B61502	1500/1125	5119	240/208	72	16
B61507	1500/1125/845	5119	277/240/208	72	16
B1758	1750	5972	208	76	18
B1752	1750/1315	5972	240/208	76	18
B1757	1750/1300/985	5972	277/240/208	76	18
B82008	2000	6825	208	96	20
B82002	2000/1500	6825	240/208	96	20
B82007	2000/1500/1125	6825	277/240/208	96	20
B82258	2250	7679	208	96	22
B82252	2250/1690	7679	240/208	96	22
B82257	2250/1690/1265	7679	277/240/208	96	22
B2508	2500	8532	208	102 5/8	24
B2502	2500/1875	8532	240/208	102 5/8	24
B2507	2500/1875/1405	8532	277/240/208	102 5/8	24

Add W for white or SW for soft white (see www.stelpro.com/en-US/orora for optional colors and contact your *STELPRO representative for more information)

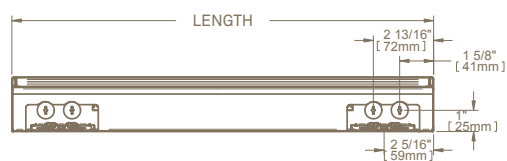
Add HA for the high altitude version

Please note that the width of the units may vary by more or less 1/16 in. 480 V available upon request

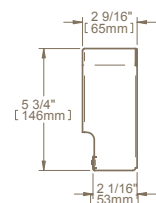
TECHNICAL DRAWINGS



FRONT



BOTTOM



SIDE

*STELPRO reserves the right to modify descriptions or manufacturing specifications without prior notice. Returns are not accepted for orders of products with optional colors. For all the latest models and prices, please refer to our website at www.stelpro.com.