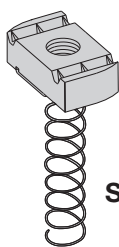
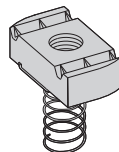


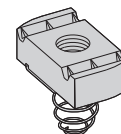
Note: See page 50 for resistance to slip & page 51 for pull-out strength.



700 Series



200 Series



500 Series

SPRING NUT

| Part No. | Thread Size | Fits Channel Sizes | Nut Thickness | | Wt./C | |
|-----------------------|-------------|--------------------|---------------|--------|-------|--------|
| | | | | | Lbs. | kg |
| N721 | #8-32 | B11 & B12 | 1/4" | (6.3) | 7.0 | (3.17) |
| N221 | #8-32 | B22, B24, B26, B32 | 1/4" | (6.3) | 7.0 | (3.17) |
| N521 | #8-32 | B42, B52, B54, B56 | 1/4" | (6.3) | 7.0 | (3.17) |
| N727 | #10-32 | B11 & B12 | 1/4" | (6.3) | 7.0 | (3.17) |
| N227 | #10-32 | B22, B24, B26, B32 | 1/4" | (6.3) | 7.0 | (3.17) |
| N527 | #10-32 | B42, B52, B54, B56 | 1/4" | (6.3) | 7.0 | (3.17) |
| N722 | #10-24 | B11 & B12 | 1/4" | (6.3) | 7.0 | (3.17) |
| N222 | #10-24 | B22, B24, B26, B32 | 1/4" | (6.3) | 7.0 | (3.17) |
| N522 | #10-24 | B42, B52, B54, B56 | 1/4" | (6.3) | 7.0 | (3.17) |
| N724 | 1/4-20 | B11 & B12 | 1/4" | (6.3) | 6.7 | (3.04) |
| N224 | 1/4-20 | B22, B24, B26, B32 | 1/4" | (6.3) | 6.7 | (3.04) |
| N524 | 1/4-20 | B42, B52, B54, B56 | 1/4" | (6.3) | 6.7 | (3.04) |
| N723 | 5/16-18 | B11 & B12 | 1/4" | (6.3) | 6.7 | (3.04) |
| N223 | 5/16-18 | B22, B24, B26, B32 | 1/4" | (6.3) | 6.7 | (3.04) |
| N523 | 5/16-18 | B42, B52, B54, B56 | 1/4" | (6.3) | 6.7 | (3.04) |
| N728 | 3/8-16 | B11 & B12 | 3/8" | (9.5) | 9.3 | (4.22) |
| N228 | 3/8-16 | B22, B24, B26, B32 | 3/8" | (9.5) | 9.3 | (4.22) |
| N528 | 3/8-16 | B42, B52, B54, B56 | 3/8" | (9.5) | 9.3 | (4.22) |
| N726 | 7/16-14 | B11 & B12 | 3/8" | (9.5) | 8.8 | (3.99) |
| N226 | 7/16-14 | B22, B24, B26, B32 | 3/8" | (9.5) | 8.8 | (3.99) |
| N526 | 7/16-14 | B42, B52, B54, B56 | 3/8" | (9.5) | 8.8 | (3.99) |
| N725 | 1/2-13 | B11 & B12 | 1/2" | (12.7) | 11.6 | (5.26) |
| N225 | 1/2-13 | B22, B24, B26, B32 | 1/2" | (12.7) | 11.6 | (5.26) |
| N525 | 1/2-13 | B42, B52, B54, B56 | 3/8" | (9.5) | 8.8 | (3.99) |
| N755 | 5/8-11 | B11 & B12 | 1/2" | (12.7) | 16.4 | (7.44) |
| N255 | 5/8-11 | B22, B24, B26, B32 | 1/2" | (12.7) | 16.4 | (7.44) |
| N555 | 5/8-11 | B42, B52, B54, B56 | 3/8" | (9.5) | 10.2 | (4.62) |
| N775 | 3/4-10 | B11 & B12 | 1/2" | (12.7) | 14.5 | (6.58) |
| N275 | 3/4-10 | B22, B24, B26, B32 | 1/2" | (12.7) | 14.5 | (6.58) |
| N575 | 3/4-10 | B42, B52, B54, B56 | 3/8" | (9.5) | 8.8 | (3.99) |
| N778 | 7/8-9 | B11 & B12 | 1/2" | (12.7) | 12.5 | (5.67) |
| N278 | 7/8-9 | B22, B24, B26, B32 | 1/2" | (12.7) | 12.5 | (5.67) |
| Metric Threads | | | | | | |
| BMS-6L | M6 x 1 | B11 & B12 | 1/4" | (6.3) | 6.9 | (3.13) |
| BMS-6M | M6 x 1 | B22, B24, B26, B32 | 1/4" | (6.3) | 6.9 | (3.13) |
| BMS-6S | M6 x 1 | B42, B52, B54, B56 | 1/4" | (6.3) | 6.9 | (3.13) |
| BMS-8L | M8 x 1.25 | B11 & B12 | 1/4" | (6.3) | 6.7 | (3.04) |
| BMS-8M | M8 x 1.25 | B22, B24, B26, B32 | 1/4" | (6.3) | 6.7 | (3.04) |
| BMS-8S | M8 x 1.25 | B42, B52, B54, B56 | 1/4" | (6.3) | 6.7 | (3.04) |
| BMS-10L | M10 x 1.5 | B11 & B12 | 3/8" | (9.5) | 9.6 | (4.35) |
| BMS-10M | M10 x 1.5 | B22, B24, B26, B32 | 3/8" | (9.5) | 9.6 | (4.35) |
| BMS-10S | M10 x 1.5 | B42, B52, B54, B56 | 3/8" | (9.5) | 9.6 | (4.35) |
| BMS-12M | M12 x 1.75 | B22, B24, B26, B32 | 3/8" | (9.5) | 9.2 | (4.17) |
| BMS-12S | M12 x 1.75 | B42, B52, B54, B56 | 3/8" | (9.5) | 9.2 | (4.17) |
| BMS-D-12L | M12 x 1.75 | B11 & B12 | 1/2" | (12.7) | 12.2 | (5.53) |
| BMS-D-12M | M12 x 1.75 | B22, B24, B26, B32 | 1/2" | (12.7) | 12.2 | (5.53) |

Note: For mini channel nut information see page 203.

Reference page 44 for general fitting and standard finish specifications.